

sanycces

2024 Collection

Platos de ducha

Showers trays


Receveurs

sanycces

shower trays

Index

	p.
Intro	5
<hr/>	
Product	
<hr/>	
Bahía	26
<hr/>	
Siena	40
<hr/>	
Cover	56
<hr/>	
Strato	76
<hr/>	
Clever	92
<hr/>	
Logic	100
<hr/>	
Displays	107
<hr/>	
Materials	111
<hr/>	
Spare parts	116
<hr/>	
Warranty	118
<hr/>	



Your shower trays partner

En nuestra apuesta por el baño global, proponemos una amplia gama de modelos de plato de ducha.

Sanycces: Sanyc de sanitario y C.E.S., de calidad, eficacia y servicio.

Calidad en la fabricación de platos, con más de 15 años de experiencia como fabricante en el sector de platos de resina.

Eficacia, nuestros platos presentan todas las características necesarias para un uso seguro.

Servicio, disponibilidad inmediata de todos los modelos, formatos y colores estandar así como plazos de fabricación para personalizados y a medida breves.

Pero Sanycces también es diseño. Descubre en este catálogo 5 modelos de platos de ducha en Sanydur y 1 en Sanylite, 2 texturas, 8 colores standard y posibilidad infinita de personalización con los platos PRINT y los platos **colormateria**, personalizables en NCS/RAL.

In our commitment to the global bathroom, we offer a wide range of shower tray models.

Sanycces: Sanyc of sanitaryware and C.E.S., of quality, efficiency and service.

Quality in the manufacture of shower trays, with more than 15 years of experience as a manufacturer of resin trays.

Efficiency, our trays have all the necessary characteristics for a safe use.

Service, immediate availability of all standard models, formats and colours, as well as short manufacturing times for customised and made-to-measure products.

But Sanycces is also about design. We offer 5 models of shower trays in Sanydur and 1 in Sanylite, 2 textures, 8 standard colours and infinite possibilities for personalisation with the PRINT or **colormateria** trays, customisable in NCS/RAL.

Dans notre engagement pour la salle de bain globale, nous offrons une large gamme de modèles de receveurs de douche.

Sanycces: Sanyc sanitaryware et C.E.S., qualité, efficacité et service.

Qualité dans la fabrication de receveurs de douche, avec plus de 15 ans d'expérience en tant que fabricant dans le secteur des receveurs en résine.

Efficacité, nos receveurs ont toutes les caractéristiques nécessaires pour une utilisation en toute sécurité.

Servicio, disponibilité immédiate de tous les modèles, formats et couleurs standard, ainsi que délais de fabrication réduits pour les produits personnalisés et sur mesure.

Mais Sanycces, c'est aussi le design. Nous proposons 5 modèles de receveurs de douche en Sanydur et 1 en Sanylite, 2 textures, 8 couleurs standard et une possibilité infinie de personnalisation avec les receveurs PRINT et les receveurs **colormateria** personnalisables en NCS/RAL.

Texture & Color

Los platos de ducha sanycces se presentan en una gama de colores estandar neutros, atemporales y fácilmente combinables. Tres tonos fríos y cuatro cálidos configuran esta paleta.
Dos texturas diferentes (según el modelo del plato). La textura pizarra transmite al tacto y la vista una sensación más natural y la textura lisa ofrece un acabado un tanto más pulido o sofisticado.

Sanycces shower trays are presented in a range of neutral, timeless and easily combinable standard colours. Three cool tones and four warm tones make up this palette.
Two different textures (depending on the model of the plate). The slate texture conveys a more natural feel to the touch and sight and the smooth texture offers a more polished or sophisticated finish.

Les receveurs de douche Sanycces sont présentées dans une gamme de couleurs standard neutres, intemporelles et facilement combinables. Trois tons froids et quatre tons chauds composent cette palette. Deux textures différentes (selon le modèle de l'assiette). La texture ardoise donne une impression plus naturelle au toucher et à la vue, tandis que la texture lisse offre une finition plus polie ou sophistiquée.


PLAIN
TEXTURE


SLATE
TEXTURE



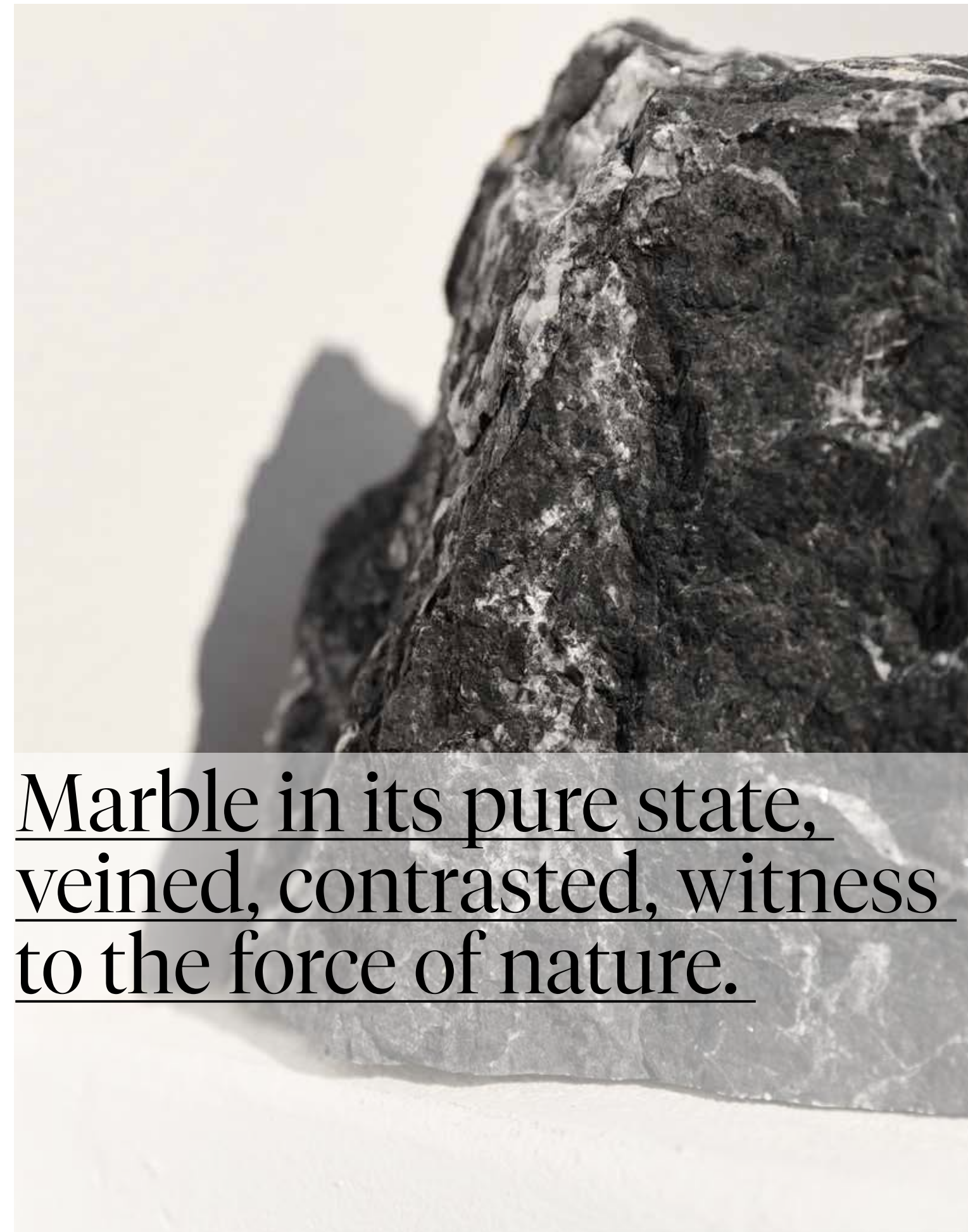


Los platos con recubrimiento **Colormateria** sobre **sanydur** permiten elegir cualquier color de las cartas NCS y RAL para el producto completo. **Colormateria** dota al producto además de un acabado mate microtexturado muy agradable al tacto y de alto valor estético. Es un producto altamente resistente y apto para su uso en baños domésticos.

Shower trays with **Colormateria** coating on **sanydur** allow any colour from the NCS and RAL charts to be chosen for the complete product. **Colormateria** also gives the product a micro-textured matt finish that is very pleasant to the touch and of high aesthetic value. It is a highly resistant product suitable for use in domestic bathrooms.

Les receveurs de douche dotés d'un revêtement **Colormateria** sur le **sanydur** permettent de choisir n'importe quelle couleur des tableaux NCS et RAL pour l'ensemble du produit. **Colormateria** confère également au produit une finition mate microtexturée, très agréable au toucher et d'une grande valeur esthétique. Il s'agit d'un produit très résistant, adapté à une utilisation dans les salles de bains domestiques.





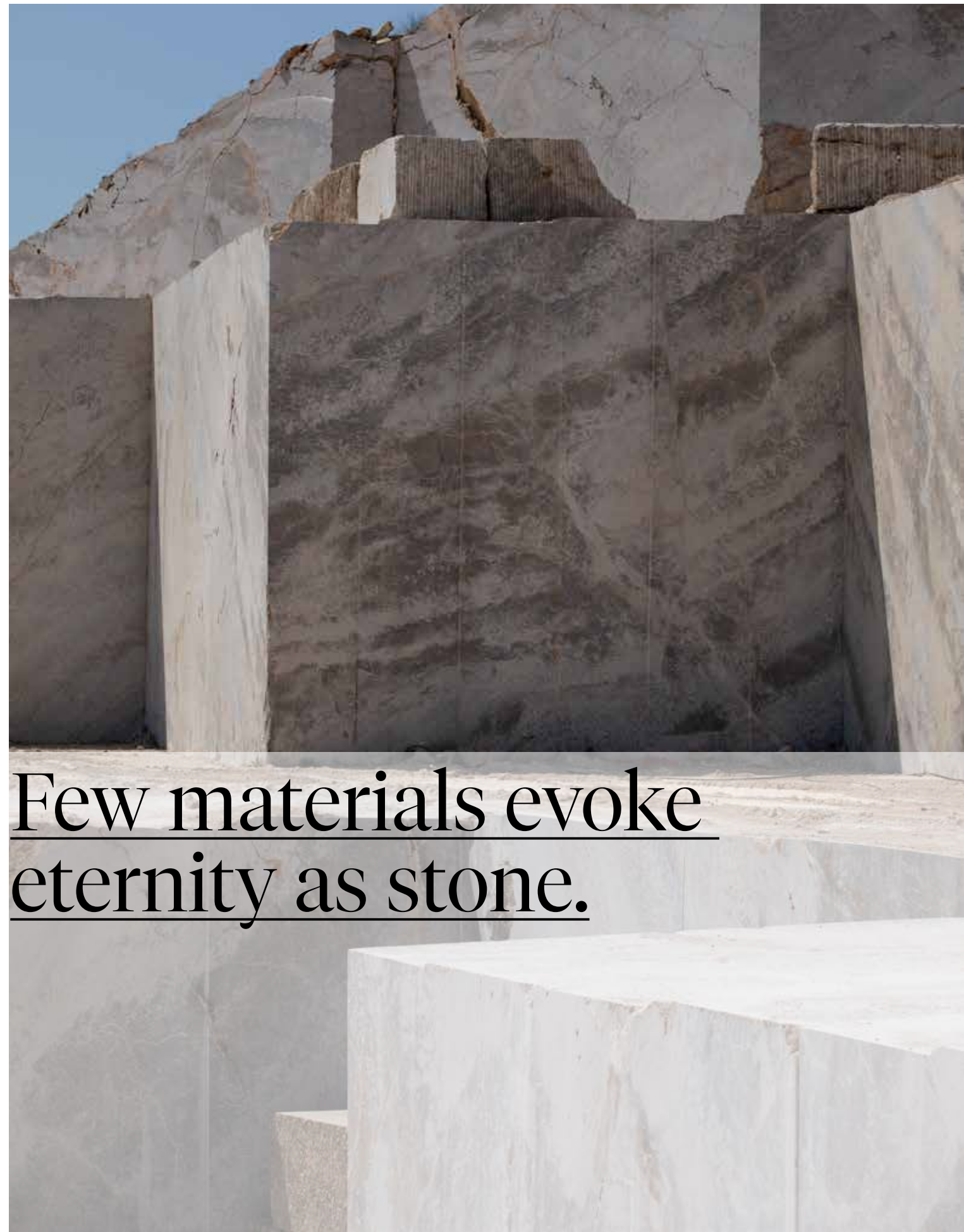
Marble in its pure state,
veined, contrasted, witness
to the force of nature.



Marquina.



Calacatta.



Few materials evoke
eternity as stone.




Lithos grey.



Lithos cream.





Forceful, exploratory,
architectural, always
cement...





Fossils are the time capsules of the past.




Los platos de ducha impresos ofrecen posibilidades decorativas altamente innovadoras. La impresión se realiza con equipamiento de última generación con curado ultravioleta que asegura la óptima adherencia a la superficie del plato. Posteriormente se laca el plato con un recubrimiento transparente que dota al producto de un acabado mate así como de propiedades antideslizantes, antibacterias, y fungicidas. Es un producto altamente resistente y apto para su uso en baños domésticos.

Printed shower trays offer highly innovative decorative possibilities. The printing is carried out with state-of-the-art equipment with ultraviolet curing that ensures optimum adhesion to the surface of the tray. The tray is then lacquered with a transparent coating that gives the product a matt finish as well as anti-slip, anti-bacterial and fungicidal properties. It is a highly resistant product suitable for use in domestic bathrooms.

Les receveurs de douche imprimés offrent des possibilités décoratives très innovantes. L'impression est réalisée à l'aide d'un équipement de pointe avec un séchage aux ultraviolets qui garantit une adhérence optimale à la surface du receveur. Le plateau est ensuite laqué avec un revêtement transparent qui confère au produit une finition mate ainsi que des propriétés antidérapantes, antibactériennes et fongicides. Il s'agit d'un produit très résistant, adapté à une utilisation dans les salles de bains domestiques.



Marquina



Calacatta



Lithos Cream




Lithos Grey



Concrete Light



Concrete Dark



Testing

Ensayos

Essais



Aptitud para la limpieza.

Conforme a EN 14527. Platos de ducha para uso doméstico.



Evacuación del agua.

Conforme a EN 14527. Platos de ducha para uso doméstico. Toda el agua del plato evacua por el orificio del desagüe.



Estabilidad del fondo.

Conforme a EN 14527. Platos de ducha para uso doméstico. Se carga el plato con 100kg durante 10 minutos, sin sufrir desviaciones.



Resistencia a los agentes químicos y manchas.

Conforme a EN 14527. Platos de ducha para uso doméstico. Ensayo de exposición a químicos sin cambios en la superficie.



Resistencia a las variaciones de temperatura.

Conforme a EN 14527. Platos de ducha para uso doméstico. 100 ciclos de agua caliente (75°C) y fría (12°C), sin fisuras o alteraciones del color o aspecto.



Antideslizante.

Clase 3 conforme a CTE (código técnico de la edificación y ensayo ENV 12633).

Clase B conforme a DIN 51097.



Higiénico.

Su composición y no porosidad resulta en un material altamente higiénico.



Reparable.

Pequeños accidentes en la superficie pueden restaurarse.

Cleaning aptitude.

According to EN 14527. Shower trays for domestic use.

Water evacuation.

According to EN 14527. Shower trays for domestic use. All the water in the tray drains out through the drain hole.

Bottom stability.

According to EN 14527. Shower trays for domestic use. Trays are loaded with 100kg for 10 minutes, without deflection.

Chemical and stain resistance

According to EN 14527. Shower trays for domestic use. Chemical exposure test with no surface change.

Resistance to temperature variations.

According to EN 14527. Shower trays for domestic use. 100 cycles of hot (75°C) and cold (12°C) water, without cracks or alterations in colour or appearance.

Antislip.

Classified ad class 3 according to CTE (spanish technical code for building antest ENV 12633). Classified ad class B according to DIN 51097

Hygienic.

Its comopostion without porosity turns in a highly hygienic material.

Reparable.

Each component is dimensionally verified to control accuracy and provide the best mechanical performance.

Convient pour le nettoyage.

Conforme à la norme EN 14527. Receveurs de douche à usage domestique.

Evacuation de l'eau.

Conforme à la norme EN 14527. Receveurs de douche à usage domestique. Toute l'eau contenue dans le receveur s'évacue par le trou d'évacuation.

Stabilité du fonds.

Conforme à la norme EN 14527. Receveurs de douche à usage domestique. El receveur est chargée avec 100 kg pendant 10 minutes, sans déviation.

Résistance aux produits chimiques et aux taches.

Conforme à la norme EN 14527. Receveurs de douche à usage domestique. Test d'exposition chimique sans modification de la surface.

Résistance aux variations de température.

Conforme à la norme EN 14527. Receveurs de douche à usage domestique. 100 cycles d'eau chaude (75°C) et froide (12°C), sans fissures ni altération de la couleur ou de l'aspect.

Sensibilité à la température.

Classe 3 selon le CTE (code technique de la construction espagnol et test ENV 12633). Classe B selon la norme DIN 51097.

Hygénique.

Sa composition et sa surface non poreuse en fait de lui un matériel hautement hygiénique.

Réparable

Les petits incidents en surface peuvent se récupérer.





Shower trays

Platos de ducha


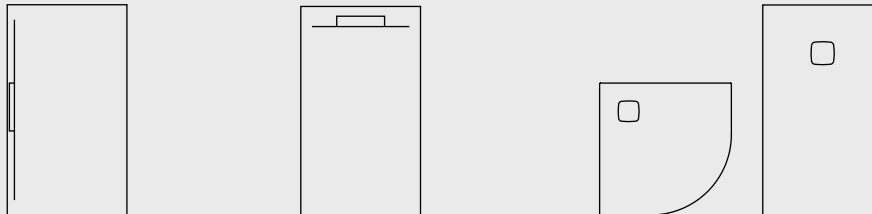

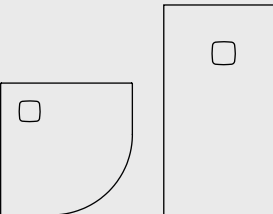

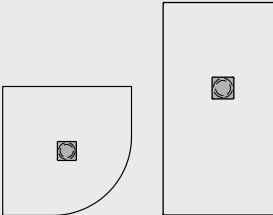
Receveurs

Shower trays

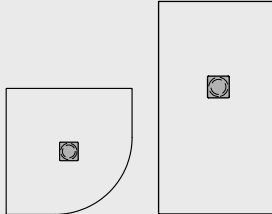
Platos de ducha

Receveurs

sanydur gel coat


 <p>PLAIN TEXTURE</p> <p>PS PRINT SURFACE</p> <p>COLOR MATERIA</p>	 <p>Bahía p. 26</p> <p>Siena p. 40</p> <p>Cover p. 56</p>
 <p>SLATE TEXTURE</p> <p>COLOR MATERIA</p>	 <p>Strato p. 76</p>
 <p>SLATE TEXTURE</p> <p>COLOR MATERIA</p>	 <p>Clever p. 92</p>

sanylite gel coat

 <p>SLATE TEXTURE</p>	 <p>Logic p. 100</p>
---	---

Bahía

sanydur gel coat



Bahía 140X90 cm
PL306140090WM

Bahía



Shower Trays · Sanydur Gel Coat · 28




Bahía 140X90 cm
PL306140090PCA

Shower Trays · Sanydur Gel Coat · 29


Bahía

PS
PRINT
SURFACE



Marquina

Calacatta



Lithos grey



Lithos cream



Concrete dark



Concrete light



Fossil black




Fossil grey


Los colores de las fotografías no son vinculantes, para una mejor identificación del color, consultar carta RAL.

The colors of the photographs are not binding, for a better identification of the color, consult RAL card.


Les couleurs des photos peuvent être légèrement différentes. Pour une meilleure identification de la couleur, consultez les nuanciers RAL.




White




Cream




Sand




Moka



Cocoa



Grey

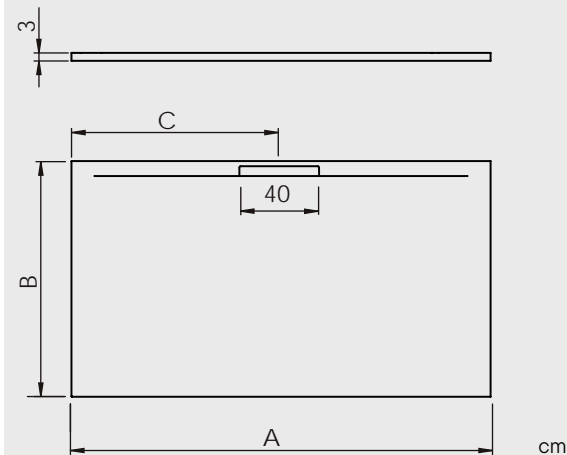


Black



COLOR
MATERIA

Bahía color






dim.cm	A	B	C
120	120	80	60
130	130	80	65
140	140	80	70
150	150	80	75
160	x80	160	80
170	170	80	85
180	180	80	90
190	190	80	95
200	200	80	100
120	120	90	60
130	130	90	65
140	140	90	70
150	150	90	75
160	x90	160	90
170	170	90	85
180	180	90	90
190	190	90	95
200	200	90	100
140	140	100	70
150	x100	150	100
160	160	100	80

Plato de ducha / Shower tray / Receveur de douche

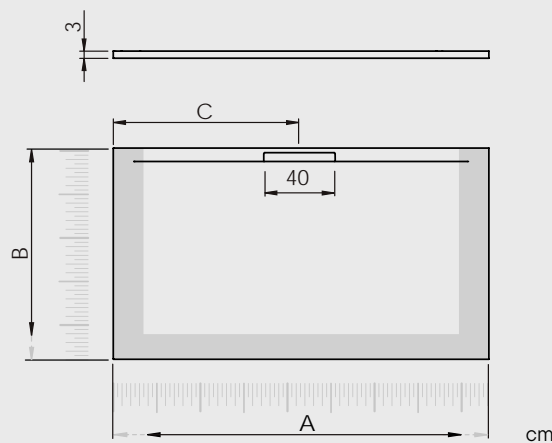
	White	Cream	Sand	Moka	Cocoa	Grey	Black		COLOR MATERIA
120x80	PL306120080WM	PL306120080CR	PL306120080SA	PL306120080MO	PL306120080CO	PL306120080GR	PL306120080BM	470 €	PL306120080CMA 652 €*
130x80	PL306130080WM	PL306130080CR	PL306130080SA	PL306130080MO	PL306130080CO	PL306130080GR	PL306130080BM	505 €	PL306130080CMA 757 €*
140x80	PL306140080WM	PL306140080CR	PL306140080SA	PL306140080MO	PL306140080CO	PL306140080GR	PL306140080BM	532 €	PL306140080CMA 797 €*
150x80	PL306150080WM	PL306150080CR	PL306150080SA	PL306150080MO	PL306150080CO	PL306150080GR	PL306150080BM	573 €	PL306150080CMA 825 €*
160x80	PL306160080WM	PL306160080CR	PL306160080SA	PL306160080MO	PL306160080CO	PL306160080GR	PL306160080BM	603 €	PL306160080CMA 868 €*
170x80	PL306170080WM	PL306170080CR	PL306170080SA	PL306170080MO	PL306170080CO	PL306170080GR	PL306170080BM	636 €	PL306170080CMA 887 €*
180x80	PL306180080WM	PL306180080CR	PL306180080SA	PL306180080MO	PL306180080CO	PL306180080GR	PL306180080BM	669 €	PL306180080CMA 934 €*
190x80	PL306190080WM	PL306190080CR	PL306190080SA	PL306190080MO	PL306190080CO	PL306190080GR	PL306190080BM	751 €	PL306190080CMA 1.002 €*
200x80	PL306200080WM	PL306200080CR	PL306200080SA	PL306200080MO	PL306200080CO	PL306200080GR	PL306200080BM	790 €	PL306200080CMA 1.055 €*
120x90	PL306120090WM	PL306120090CR	PL306120090SA	PL306120090MO	PL306120090CO	PL306120090GR	PL306120090BM	515 €	PL306120090CMA 697 €*
130x90	PL306130090WM	PL306130090CR	PL306130090SA	PL306130090MO	PL306130090CO	PL306130090GR	PL306130090BM	544 €	PL306130090CMA 796 €*
140x90	PL306140090WM	PL306140090CR	PL306140090SA	PL306140090MO	PL306140090CO	PL306140090GR	PL306140090BM	573 €	PL306140090CMA 838 €*
150x90	PL306150090WM	PL306150090CR	PL306150090SA	PL306150090MO	PL306150090CO	PL306150090GR	PL306150090BM	611 €	PL306150090CMA 863 €*
160x90	PL306160090WM	PL306160090CR	PL306160090SA	PL306160090MO	PL306160090CO	PL306160090GR	PL306160090BM	643 €	PL306160090CMA 908 €*
170x90	PL306170090WM	PL306170090CR	PL306170090SA	PL306170090MO	PL306170090CO	PL306170090GR	PL306170090BM	735 €	PL306170090CMA 987 €*
180x90	PL306180090WM	PL306180090CR	PL306180090SA	PL306180090MO	PL306180090CO	PL306180090GR	PL306180090BM	774 €	PL306180090CMA 1.039 €*
190x90	PL306190090WM	PL306190090CR	PL306190090SA	PL306190090MO	PL306190090CO	PL306190090GR	PL306190090BM	836 €	PL306190090CMA 1.088 €*
200x90	PL306200090WM	PL306200090CR	PL306200090SA	PL306200090MO	PL306200090CO	PL306200090GR	PL306200090BM	880 €	PL306200090CMA 1.145 €*
140x100	PL306140100WM	PL306140100CR	PL306140100SA	PL306140100MO	PL306140100CO	PL306140100GR	PL306140100BM	694 €	PL306140100CMA 959 €*
150x100	PL306150100WM	PL306150100CR	PL306150100SA	PL306150100MO	PL306150100CO	PL306150100GR	PL306150100BM	723 €	PL306150100CMA 975 €*
160x100	PL306160100WM	PL306160100CR	PL306160100SA	PL306160100MO	PL306160100CO	PL306160100GR	PL306160100BM	761 €	PL306160100CMA 1.026 €*

Accesorios / Accessories / Accessoires

	Desagüe Bahía Bahía waste Bonde Bahía	ACC662 65 €
	Kit patas elevación platos ducha (10 uds) Shower tray feet elevation kit (10 pcs) Kit pieds d'élévation du receveur de douche (10 pièces)	ACC660 68 €
	Kit extensión kit patas elevación platos ducha (10 uds) Extension kit for shower tray feet elevation kit (10 pcs) Kit d'extension pour kit pieds d'élévation du receveur de douche (10 pièces)	ACC661 30 €

* **Colormateria.** especificar el RAL/NCS en pedido. * **Colormateria.** specify the RAL/NCS in the order. * **Colormateria.** Spécifiez le RAL/NCS dans l'ordre.

Bahía color made to measure



Platos de ducha a la medida
Made to measure shower trays
Receveurs sur mesure

dim.cm	A	B	C
120	110-119	75-79	55-59,5
130	121-129	75-79	60,4-64,5
140	131-139	75-79	65,5-69,5
150	141-149	75-79	70,5-74,5
160	151-159	75-79	75,5-79,5
170	161-169	75-79	80,5-84,5
180	171-179	75-79	85,5-89,5
190	181-189	75-79	90,5-94,5
200	191-199	75-79	95,5-99,5
120	110-119	85-89	55-59,5
130	121-129	85-89	60,4-64,5
140	131-139	85-89	65,5-69,5
150	141-149	85-89	70,5-74,5
160	151-159	85-89	75,5-79,5
170	161-169	85-89	80,5-84,5
180	171-179	85-89	85,5-89,5
190	181-189	85-89	90,5-94,5
200	191-199	85-89	95,5-99,5
140	131-139	95-99	65,5-69,5
150	141-149	95-99	70,5-74,5
160	151-159	95-99	75,5-79,5

A / B Especificar la medida exacta, largo x ancho en cm en pedido.
Specify the exact dimensions, length and width in cm in the order.
Précisez taille exacte longueur x largeur en cm, dans de la commande.

Plato de ducha a medida / Shower tray made to measure / Receveur de douche sur mesure

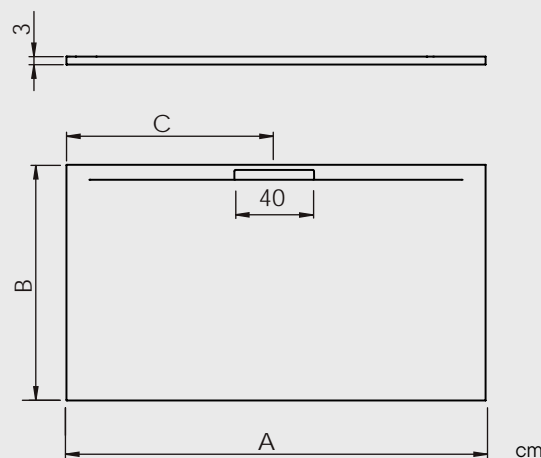
	White	Cream	Sand	Moka	Cocoa	Grey	Black		COLOR MATERIA
120x80	CPL306120080WM	CPL306120080CR	CPL306120080SA	CPL306120080MO	CPL306120080CO	CPL306120080GR	CPL306120080BM	552 €	CPL306120080CMA 734 €* CPL306130080CMA 835 €* CPL306140080CMA 879 €* CPL306150080CMA 903 €* CPL306160080CMA 950 €* CPL306170080CMA 965 €* CPL306180080CMA 1.016 €* CPL306190080CMA 1.080 €* CPL306200080CMA 1.137 €* CPL306120090CMA 779 €* CPL306130090CMA 874 €* CPL306140090CMA 920 €* CPL306150090CMA 941 €* CPL306160090CMA 990 €* CPL306170090CMA 1.065 €* CPL306180090CMA 1.121 €* CPL306190090CMA 1.165 €* CPL306200090CMA 1.226 €* CPL306140100CMA 1.041 €* CPL306150100CMA 1.052 €* CPL306160100CMA 1.107 €* CPL306120080CMA 734 €* CPL306130080CMA 835 €* CPL306140080CMA 879 €* CPL306150080CMA 903 €* CPL306160080CMA 950 €* CPL306170080CMA 965 €* CPL306180080CMA 1.016 €* CPL306190080CMA 1.080 €* CPL306200080CMA 1.137 €* CPL306120090CMA 779 €* CPL306130090CMA 874 €* CPL306140090CMA 920 €* CPL306150090CMA 941 €* CPL306160090CMA 990 €* CPL306170090CMA 1.065 €* CPL306180090CMA 1.121 €* CPL306190090CMA 1.165 €* CPL306200090CMA 1.226 €* CPL306140100CMA 1.041 €* CPL306150100CMA 1.052 €* CPL306160100CMA 1.107 €
130x80	CPL306130080WM	CPL306130080CR	CPL306130080SA	CPL306130080MO	CPL306130080CO	CPL306130080GR	CPL306130080BM	583 €	
140x80	CPL306140080WM	CPL306140080CR	CPL306140080SA	CPL306140080MO	CPL306140080CO	CPL306140080GR	CPL306140080BM	614 €	
150x80	CPL306150080WM	CPL306150080CR	CPL306150080SA	CPL306150080MO	CPL306150080CO	CPL306150080GR	CPL306150080BM	651 €	
160x80	CPL306160080WM	CPL306160080CR	CPL306160080SA	CPL306160080MO	CPL306160080CO	CPL306160080GR	CPL306160080BM	685 €	
170x80	CPL306170080WM	CPL306170080CR	CPL306170080SA	CPL306170080MO	CPL306170080CO	CPL306170080GR	CPL306170080BM	713 €	
180x80	CPL306180080WM	CPL306180080CR	CPL306180080SA	CPL306180080MO	CPL306180080CO	CPL306180080GR	CPL306180080BM	751 €	
190x80	CPL306190080WM	CPL306190080CR	CPL306190080SA	CPL306190080MO	CPL306190080CO	CPL306190080GR	CPL306190080BM	828 €	
200x80	CPL306200080WM	CPL306200080CR	CPL306200080SA	CPL306200080MO	CPL306200080CO	CPL306200080GR	CPL306200080BM	872 €	
120x90	CPL306120090WM	CPL306120090CR	CPL306120090SA	CPL306120090MO	CPL306120090CO	CPL306120090GR	CPL306120090BM	597 €	
130x90	CPL306130090WM	CPL306130090CR	CPL306130090SA	CPL306130090MO	CPL306130090CO	CPL306130090GR	CPL306130090BM	622 €	
140x90	CPL306140090WM	CPL306140090CR	CPL306140090SA	CPL306140090MO	CPL306140090CO	CPL306140090GR	CPL306140090BM	655 €	
150x90	CPL306150090WM	CPL306150090CR	CPL306150090SA	CPL306150090MO	CPL306150090CO	CPL306150090GR	CPL306150090BM	689 €	
160x90	CPL306160090WM	CPL306160090CR	CPL306160090SA	CPL306160090MO	CPL306160090CO	CPL306160090GR	CPL306160090BM	725 €	
170x90	CPL306170090WM	CPL306170090CR	CPL306170090SA	CPL306170090MO	CPL306170090CO	CPL306170090GR	CPL306170090BM	813 €	
180x90	CPL306180090WM	CPL306180090CR	CPL306180090SA	CPL306180090MO	CPL306180090CO	CPL306180090GR	CPL306180090BM	856 €	
190x90	CPL306190090WM	CPL306190090CR	CPL306190090SA	CPL306190090MO	CPL306190090CO	CPL306190090GR	CPL306190090BM	913 €	
200x90	CPL306200090WM	CPL306200090CR	CPL306200090SA	CPL306200090MO	CPL306200090CO	CPL306200090GR	CPL306200090BM	961 €	
140x100	CPL306140100WM	CPL306140100CR	CPL306140100SA	CPL306140100MO	CPL306140100CO	CPL306140100GR	CPL306140100BM	776 €	
150x100	CPL306150100WM	CPL306150100CR	CPL306150100SA	CPL306150100MO	CPL306150100CO	CPL306150100GR	CPL306150100BM	800 €	
160x100	CPL306160100WM	CPL306160100CR	CPL306160100SA	CPL306160100MO	CPL306160100CO	CPL306160100GR	CPL306160100BM	842 €	

Accesorios / Accessories / Accessoires

	Desagüe Bahía Bahía waste Bonde Bahía	ACC662 65 €
	Kit patas elevación platos ducha (10 uds) Shower tray feet elevation kit (10 pcs) Kit pieds d'élevation du receveur de douche (10 pièces)	ACC660 68 €
	Kit extensión kit patas elevación platos ducha (10 uds) Extension kit for shower tray feet elevation kit (10 pcs) Kit d'extension pour kit pieds d'élevation du receveur de douche (10 pièces)	ACC661 30 €

* Colormateria, especificar el RAL/NCS en pedido. * Colormateria, specify the RAL/NCS in the order. * Colormateria, Spécifiez le RAL/NCS dans l'ordre.

Bahía print



PS
PRINT
SURFACE




Platos de ducha impresos
Printed shower trays
Receveurs imprimé

dim.cm	A	B	C
120	120	80	60
130	130	80	65
140	140	80	70
150	150	80	75
160	160	80	80
170	170	80	85
180	180	80	90
190	190	80	95
200	200	80	100
120	120	90	60
130	130	90	65
140	140	90	70
150	150	90	75
160	160	90	80
170	170	90	85
180	180	90	90
190	190	90	95
200	200	90	100
140	140	100	70
150	150	100	75
160	160	100	80

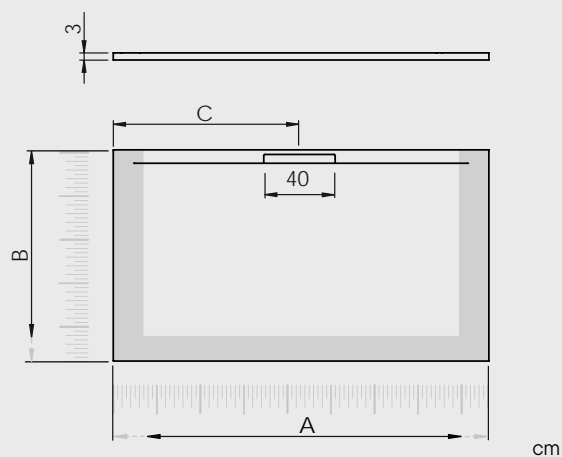
Plato de ducha / Shower tray / Receveur de douche

	Marquina	Calacatta	Lithos cream	Lithos grey	Concrete Light	Concrete Dark	Fossil black	Fossil grey	
120x80	PL306120080PMA	PL306120080PCA	PL306120080PTC	PL306120080PTG	PL306120080PCL	PL306120080PCD	PL306120080PFB	PL306120080PFG	677 €
130x80	PL306130080PMA	PL306130080PCA	PL306130080PTC	PL306130080PTG	PL306130080PCL	PL306130080PCD	PL306130080PFB	PL306130080PFG	795 €
140x80	PL306140080PMA	PL306140080PCA	PL306140080PTC	PL306140080PTG	PL306140080PCL	PL306140080PCD	PL306140080PFB	PL306140080PFG	837 €
150x80	PL306150080PMA	PL306150080PCA	PL306150080PTC	PL306150080PTG	PL306150080PCL	PL306150080PCD	PL306150080PFB	PL306150080PFG	863 €
160x80	PL306160080PMA	PL306160080PCA	PL306160080PTC	PL306160080PTG	PL306160080PCL	PL306160080PCD	PL306160080PFB	PL306160080PFG	908 €
170x80	PL306170080PMA	PL306170080PCA	PL306170080PTC	PL306170080PTG	PL306170080PCL	PL306170080PCD	PL306170080PFB	PL306170080PFG	935 €
180x80	PL306180080PMA	PL306180080PCA	PL306180080PTC	PL306180080PTG	PL306180080PCL	PL306180080PCD	PL306180080PFB	PL306180080PFG	984 €
190x80	PL306190080PMA	PL306190080PCA	PL306190080PTC	PL306190080PTG	PL306190080PCL	PL306190080PCD	PL306190080PFB	PL306190080PFG	1.050 €
200x80	PL306200080PMA	PL306200080PCA	PL306200080PTC	PL306200080PTG	PL306200080PCL	PL306200080PCD	PL306200080PFB	PL306200080PFG	1.105 €
120x90	PL306120090PMA	PL306120090PCA	PL306120090PTC	PL306120090PTG	PL306120090PCL	PL306120090PCD	PL306120090PFB	PL306120090PFG	722 €
130x90	PL306130090PMA	PL306130090PCA	PL306130090PTC	PL306130090PTG	PL306130090PCL	PL306130090PCD	PL306130090PFB	PL306130090PFG	834 €
140x90	PL306140090PMA	PL306140090PCA	PL306140090PTC	PL306140090PTG	PL306140090PCL	PL306140090PCD	PL306140090PFB	PL306140090PFG	878 €
150x90	PL306150090PMA	PL306150090PCA	PL306150090PTC	PL306150090PTG	PL306150090PCL	PL306150090PCD	PL306150090PFB	PL306150090PFG	901 €
160x90	PL306160090PMA	PL306160090PCA	PL306160090PTC	PL306160090PTG	PL306160090PCL	PL306160090PCD	PL306160090PFB	PL306160090PFG	948 €
170x90	PL306170090PMA	PL306170090PCA	PL306170090PTC	PL306170090PTG	PL306170090PCL	PL306170090PCD	PL306170090PFB	PL306170090PFG	1.035 €
180x90	PL306180090PMA	PL306180090PCA	PL306180090PTC	PL306180090PTG	PL306180090PCL	PL306180090PCD	PL306180090PFB	PL306180090PFG	1.089 €
190x90	PL306190090PMA	PL306190090PCA	PL306190090PTC	PL306190090PTG	PL306190090PCL	PL306190090PCD	PL306190090PFB	PL306190090PFG	1.135 €
200x90	PL306200090PMA	PL306200090PCA	PL306200090PTC	PL306200090PTG	PL306200090PCL	PL306200090PCD	PL306200090PFB	PL306200090PFG	1.195 €
140x100	PL306140100PMA	PL306140100PCA	PL306140100PTC	PL306140100PTG	PL306140100PCL	PL306140100PCD	PL306140100PFB	PL306140100PFG	999 €
150x100	PL306150100PMA	PL306150100PCA	PL306150100PTC	PL306150100PTG	PL306150100PCL	PL306150100PCD	PL306150100PFB	PL306150100PFG	1.013 €
160x100	PL306160100PMA	PL306160100PCA	PL306160100PTC	PL306160100PTG	PL306160100PCL	PL306160100PCD	PL306160100PFB	PL306160100PFG	1.066 €

Accesorios / Accessories / Accessoires

	Desagüe Bahía Bahía waste Bonde Bahía	ACC662 65 €
	Kit patas elevación platos ducha (10 uds) Shower tray feet elevation kit (10 pcs) Kit pieds d'élévation du receveur de douche (10 pièces)	ACC660 68 €
	Kit extensión kit patas elevación platos ducha (10 uds) Extension kit for shower tray feet elevation kit (10 pcs) Kit d'extension pour kit pieds d'élévation du receveur de douche (10 pièces)	ACC661 30 €

Bahía print made to measure



Platos de ducha impresos
Printed shower trays
Receveurs imprimé



Platos de ducha a la medida
Made to measure shower trays
Receveurs sur mesure

dim.cm		A	B	C
120		110-119	75-79	55-59,5
130		121-129	75-79	60,4-64,5
140		131-139	75-79	65,5-69,5
150		141-149	75-79	70,5-74,5
160	x80	151-159	75-79	75,5-79,5
170		161-169	75-79	80,5-84,5
180		171-179	75-79	85,5-89,5
190		181-189	75-79	90,5-94,5
200		191-199	75-79	95,5-99,5
120		110-119	85-89	55-59,5
130		121-129	85-89	60,4-64,5
140		131-139	85-89	65,5-69,5
150		141-149	85-89	70,5-74,5
160	x90	151-159	85-89	75,5-79,5
170		161-169	85-89	80,5-84,5
180		171-179	85-89	85,5-89,5
190		181-189	85-89	90,5-94,5
200		191-199	85-89	95,5-99,5
140		131-139	95-99	65,5-69,5
150	x100	141-149	95-99	70,5-74,5
160		151-159	95-99	75,5-79,5

A / B Especificar la medida exacta, largo x ancho en cm en pedido.
Specify the exact dimensions, length and width in cm in the order.
Précisez taille exacte longueur x largeur en cm, dans de la commande.

Plato de ducha a medida / Shower tray made to measure / Receveur de douche sur mesure



120x80	CPL306120080PMA	CPL306120080PCA	CPL306120080PTC	CPL306120080PTG	CPL306120080PCL	CPL306120080PCD	CPL306120080PFB	CPL306120080PFG	759 €
130x80	CPL306130080PMA	CPL306130080PCA	CPL306130080PTC	CPL306130080PTG	CPL306130080PCL	CPL306130080PCD	CPL306130080PFB	CPL306130080PFG	873 €
140x80	CPL306140080PMA	CPL306140080PCA	CPL306140080PTC	CPL306140080PTG	CPL306140080PCL	CPL306140080PCD	CPL306140080PFB	CPL306140080PFG	919 €
150x80	CPL306150080PMA	CPL306150080PCA	CPL306150080PTC	CPL306150080PTG	CPL306150080PCL	CPL306150080PCD	CPL306150080PFB	CPL306150080PFG	941 €
160x80	CPL306160080PMA	CPL306160080PCA	CPL306160080PTC	CPL306160080PTG	CPL306160080PCL	CPL306160080PCD	CPL306160080PFB	CPL306160080PFG	990 €
170x80	CPL306170080PMA	CPL306170080PCA	CPL306170080PTC	CPL306170080PTG	CPL306170080PCL	CPL306170080PCD	CPL306170080PFB	CPL306170080PFG	1.013 €
180x80	CPL306180080PMA	CPL306180080PCA	CPL306180080PTC	CPL306180080PTG	CPL306180080PCL	CPL306180080PCD	CPL306180080PFB	CPL306180080PFG	1.066 €
190x80	CPL306190080PMA	CPL306190080PCA	CPL306190080PTC	CPL306190080PTG	CPL306190080PCL	CPL306190080PCD	CPL306190080PFB	CPL306190080PFG	1.128 €
200x80	CPL306200080PMA	CPL306200080PCA	CPL306200080PTC	CPL306200080PTG	CPL306200080PCL	CPL306200080PCD	CPL306200080PFB	CPL306200080PFG	1.187 €
120x90	CPL306120090PMA	CPL306120090PCA	CPL306120090PTC	CPL306120090PTG	CPL306120090PCL	CPL306120090PCD	CPL306120090PFB	CPL306120090PFG	804 €
130x90	CPL306130090PMA	CPL306130090PCA	CPL306130090PTC	CPL306130090PTG	CPL306130090PCL	CPL306130090PCD	CPL306130090PFB	CPL306130090PFG	912 €
140x90	CPL306140090PMA	CPL306140090PCA	CPL306140090PTC	CPL306140090PTG	CPL306140090PCL	CPL306140090PCD	CPL306140090PFB	CPL306140090PFG	960 €
150x90	CPL306150090PMA	CPL306150090PCA	CPL306150090PTC	CPL306150090PTG	CPL306150090PCL	CPL306150090PCD	CPL306150090PFB	CPL306150090PFG	979 €
160x90	CPL306160090PMA	CPL306160090PCA	CPL306160090PTC	CPL306160090PTG	CPL306160090PCL	CPL306160090PCD	CPL306160090PFB	CPL306160090PFG	1.030 €
170x90	CPL306170090PMA	CPL306170090PCA	CPL306170090PTC	CPL306170090PTG	CPL306170090PCL	CPL306170090PCD	CPL306170090PFB	CPL306170090PFG	1.112 €
180x90	CPL306180090PMA	CPL306180090PCA	CPL306180090PTC	CPL306180090PTG	CPL306180090PCL	CPL306180090PCD	CPL306180090PFB	CPL306180090PFG	1.171 €
190x90	CPL306190090PMA	CPL306190090PCA	CPL306190090PTC	CPL306190090PTG	CPL306190090PCL	CPL306190090PCD	CPL306190090PFB	CPL306190090PFG	1.212 €
200x90	CPL306200090PMA	CPL306200090PCA	CPL306200090PTC	CPL306200090PTG	CPL306200090PCL	CPL306200090PCD	CPL306200090PFB	CPL306200090PFG	1.276 €
140x100	CPL306140100PMA	CPL306140100PCA	CPL306140100PTC	CPL306140100PTG	CPL306140100PCL	CPL306140100PCD	CPL306140100PFB	CPL306140100PFG	1.081 €
150x100	CPL306150100PMA	CPL306150100PCA	CPL306150100PTC	CPL306150100PTG	CPL306150100PCL	CPL306150100PCD	CPL306150100PFB	CPL306150100PFG	1.090 €
160x100	CPL306160100PMA	CPL306160100PCA	CPL306160100PTC	CPL306160100PTG	CPL306160100PCL	CPL306160100PCD	CPL306160100PFB	CPL306160100PFG	1.147 €

Accesorios / Accessories / Accessoires



Desagüe Bahía
Bahía waste
Bonde Bahía

ACC662
65 €



Kit patas elevación platos ducha (10 uds)
Shower tray feet elevation kit (10 pcs)
Kit pieds d'élévation du receveur de douche (10 pièces)

ACC660
68 €



Kit extensión kit patas elevación platos ducha (10 uds)
Extension kit for shower tray feet elevation kit (10 pcs)
Kit d'extension pour kit pieds d'élévation du receveur de douche (10 pièces)

ACC661
30 €

Siena

sanydur gel coat



Siena 160X90 cm
PL305160090WM

Siena




Shower Trays · Sanydur Gel Coat · 42



Siena 160X90 cm
PL305160090CO



Shower Trays · Sanydur Gel Coat · 43

Sienna




Sienna


PS
PRINT
SURFACE



White



Cream



Sand




Moka



Cocoa



Grey



Black



COLOR
MATERIA



Marquina



Calacatta



Lithos grey



Lithos cream



Concrete dark



Concrete light

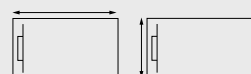
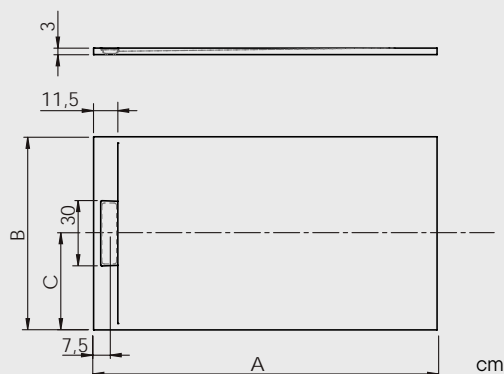


Fossil black



Fossil grey

Siena color



dim.cm	A	B	C
90	90	70	3
100	100	70	10
110	110	70	10
120	120	70	20
130	130	70	20
140	140	70	20
150	150	70	20
160	160	70	20
170	170	70	20
180	180	70	20
190	190	70	20
200	200	70	20

dim.cm	A	B	C
100	100	80	20
110	110	80	20
120	120	80	20
130	130	80	20
140	140	80	20
150	150	80	20
160	160	80	20
170	170	80	20
180	180	80	20
190	190	80	20
200	200	80	20
100	100	90	20
110	110	90	20
120	120	90	20
130	130	90	20
140	140	90	20
150	150	90	20
160	160	90	20
170	170	90	20
180	180	90	20
190	190	90	20
200	200	90	20
100	100	100	20
110	110	100	20
120	120	100	20
130	130	100	20
140	140	100	20
150	150	100	20
160	160	100	20

Accesorios / Accessories / Accessoires



Desagüe Siena
Siena waste
Bonde Siena

ACC658

35 €



Kit patas elevación platos ducha (10 uds)
Shower tray feet elevation kit (10 pcs)
Kit pieds d'élévation du receveur de douche (10 pièces)

ACC660

68 €

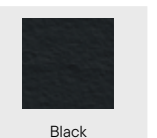






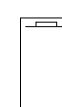


Kit extensión patas elevación platos ducha (10 uds)
Extension kit for shower tray feet elevation kit (10 pcs)
Kit d'extension pour kit pieds d'élévation du receveur de douche (10 pièces)

ACC661

30 €

Plato de ducha / Shower tray / Receveur de douche

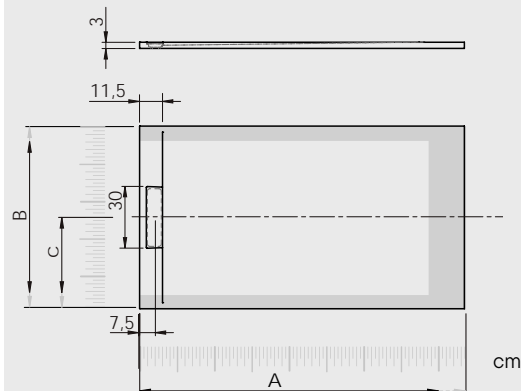


dim.cm	White	Cream	Sand	Moka	Cocoa	Grey	Black	Price	Code
90x70	PL305090070WM	PL305090070CR	PL305090070SA	PL305090070MO	PL305090070CO	PL305090070GR	PL305090070BM	347 €	PL305090070CMA 529 €*
100x70	PL305100070WM	PL305100070CR	PL305100070SA	PL305100070MO	PL305100070CO	PL305100070GR	PL305100070BM	352 €	PL305100070CMA 534 €*
110x70	PL305110070WM	PL305110070CR	PL305110070SA	PL305110070MO	PL305110070CO	PL305110070GR	PL305110070BM	380 €	PL305110070CMA 553 €*
120x70	PL305120070WM	PL305120070CR	PL305120070SA	PL305120070MO	PL305120070CO	PL305120070GR	PL305120070BM	400 €	PL305120070CMA 582 €*
130x70	PL305130070WM	PL305130070CR	PL305130070SA	PL305130070MO	PL305130070CO	PL305130070GR	PL305130070BM	421 €	PL305130070CMA 673 €*
140x70	PL305140070WM	PL305140070CR	PL305140070SA	PL305140070MO	PL305140070CO	PL305140070GR	PL305140070BM	443 €	PL305140070CMA 708 €*
150x70	PL305150070WM	PL305150070CR	PL305150070SA	PL305150070MO	PL305150070CO	PL305150070GR	PL305150070BM	471 €	PL305150070CMA 723 €*
160x70	PL305160070WM	PL305160070CR	PL305160070SA	PL305160070MO	PL305160070CO	PL305160070GR	PL305160070BM	496 €	PL305160070CMA 761 €*
170x70	PL305170070WM	PL305170070CR	PL305170070SA	PL305170070MO	PL305170070CO	PL305170070GR	PL305170070BM	564 €	PL305170070CMA 816 €*
180x70	PL305180070WM	PL305180070CR	PL305180070SA	PL305180070MO	PL305180070CO	PL305180070GR	PL305180070BM	594 €	PL305180070CMA 859 €*
190x70	PL305190070WM	PL305190070CR	PL305190070SA	PL305190070MO	PL305190070CO	PL305190070GR	PL305190070BM	655 €	PL305190070CMA 906 €*
200x70	PL305200070WM	PL305200070CR	PL305200070SA	PL305200070MO	PL305200070CO	PL305200070GR	PL305200070BM	689 €	PL305200070CMA 954 €*
100x80	PL305100080WM	PL305100080CR	PL305100080SA	PL305100080MO	PL305100080CO	PL305100080GR	PL305100080BM	383 €	PL305100080CMA 565 €*
110x80	PL305110080WM	PL305110080CR	PL305110080SA	PL305110080MO	PL305110080CO	PL305110080GR	PL305110080BM	409 €	PL305110080CMA 573 €*
120x80	PL305120080WM	PL305120080CR	PL305120080SA	PL305120080MO	PL305120080CO	PL305120080GR	PL305120080BM	431 €	PL305120080CMA 603 €*
130x80	PL305130080WM	PL305130080CR	PL305130080SA	PL305130080MO	PL305130080CO	PL305130080GR	PL305130080BM	460 €	PL305130080CMA 712 €*
140x80	PL305140080WM	PL305140080CR	PL305140080SA	PL305140080MO	PL305140080CO	PL305140080GR	PL305140080BM	484 €	PL305140080CMA 749 €*
150x80	PL305150080WM	PL305150080CR	PL305150080SA	PL305150080MO	PL305150080CO	PL305150080GR	PL305150080BM	515 €	PL305150080CMA 767 €*
160x80	PL305160080WM	PL305160080CR	PL305160080SA	PL305160080MO	PL305160080CO	PL305160080GR	PL305160080BM	542 €	PL305160080CMA 807 €*
170x80	PL305170080WM	PL305170080CR	PL305170080SA	PL305170080MO	PL305170080CO	PL305170080GR	PL305170080BM	599 €	PL305170080CMA 851 €*
180x80	PL305180080WM	PL305180080CR	PL305180080SA	PL305180080MO	PL305180080CO	PL305180080GR	PL305180080BM	631 €	PL305180080CMA 896 €*
190x80	PL305190080WM	PL305190080CR	PL305190080SA	PL305190080MO	PL305190080CO	PL305190080GR	PL305190080BM	708 €	PL305190080CMA 960 €*
200x80	PL305200080WM	PL305200080CR	PL305200080SA	PL305200080MO	PL305200080CO	PL305200080GR	PL305200080BM	745 €	PL305200080CMA 1.010 €*
100x90	PL305100090WM	PL305100090CR	PL305100090SA	PL305100090MO	PL305100090CO	PL305100090GR	PL305100090BM	415 €	PL305100090CMA 597 €*
110x90	PL305110090WM	PL305110090CR	PL305110090SA	PL305110090MO	PL305110090CO	PL305110090GR	PL305110090BM	447 €	PL305110090CMA 619 €*
120x90	PL305120090WM	PL305120090CR	PL305120090SA	PL305120090MO	PL305120090CO	PL305120090GR	PL305120090BM	470 €	PL305120090CMA 652 €*
130x90	PL305130090WM	PL305130090CR	PL305130090SA	PL305130090MO	PL305130090CO	PL305130090GR	PL305130090BM	497 €	PL305130090CMA 749 €*
140x90	PL305140090WM	PL305140090CR	PL305140090SA	PL305140090MO	PL305140090CO	PL305140090GR	PL305140090BM	523 €	PL305140090CMA 788 €*
150x90	PL305150090WM	PL305150090CR	PL305150090SA	PL305150090MO	PL305150090CO	PL305150090GR	PL305150090BM	558 €	PL305150090CMA 809 €*
160x90	PL305160090WM	PL305160090CR	PL305160090SA	PL305160090MO	PL305160090CO	PL305160090GR	PL305160090BM	587 €	PL305160090CMA 852 €*
170x90	PL305170090WM	PL305170090CR	PL305170090SA	PL305170090MO	PL305170090CO	PL305170090GR	PL305170090BM	694 €	PL305170090CMA 945 €*
180x90	PL305180090WM	PL305180090CR	PL305180090SA	PL305180090MO	PL305180090CO	PL305180090GR	PL305180090BM	730 €	PL305180090CMA 995 €*
190x90	PL305190090WM	PL305190090CR	PL305190090SA	PL305190090MO	PL305190090CO	PL305190090GR	PL305190090BM	789 €	PL305190090CMA 1.040 €*
200x90	PL305200090WM	PL305200090CR	PL305200090SA	PL305200090MO	PL305200090CO	PL305200090GR	PL305200090BM	830 €	PL305200090CMA 1.095 €*
100x100	PL305100100WM	PL305100100CR	PL305100100SA	PL305100100MO	PL305100100CO	PL305100100GR	PL305100100BM	484 €	PL305100100CMA 666 €*
110x100	PL305110100WM	PL305110100CR	PL305110100SA	PL305110100MO	PL305110100CO	PL305110100GR	PL305110100BM	515 €	PL305110100CMA 688 €*
120x100	PL305120100WM	PL305120100CR	PL305120100SA	PL305120100MO	PL305120100CO	PL305120100GR	PL305120100BM	542 €	PL305120100CMA 724 €*
130x100	PL305130100WM	PL305130100CR	PL305130100SA	PL305130100MO	PL305130100CO	PL305130100GR	PL305130100BM	602 €	PL305130100CMA 854 €*
140x100	PL305140100WM	PL305140100CR	PL305140100SA	PL305140100MO	PL305140100CO	PL305140100GR	PL305140100BM	634 €	PL305140100CMA 899 €*
150x100	PL305150100WM	PL305150100CR	PL305150100SA	PL305150100MO	PL305150100CO	PL305150100GR	PL305150100BM	660 €	PL305150100CMA 912 €*
160x100	PL305160100WM	PL305160100CR	PL305160100SA	PL305160100MO	PL305160100CO	PL305160100GR	PL305160100BM	695 €	PL305160100CMA 960 €*

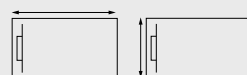
* Colormateria, especificar el RAL/NCS en pedido. * Colormateria, specify the RAL/NCS in the order. * Colormateria, Spécifiez le RAL/NCS dans l'ordre.

Siena color

made to measure



Platos de ducha a la medida
Made to measure shower trays
Receveurs sur mesure



dim.cm	A	B	C
90	85-89	64-69	32-34,5
100	91-99	64-69	32-34,5
110	101-109	64-69	32-34,5
120	111-119	64-69	32-34,5
130	121-129	64-69	32-34,5
140	131-139	64-69	32-34,5
150	141-149	64-69	32-34,5
160	151-159	64-69	32-34,5
170	161-169	64-69	32-34,5
180	171-179	64-69	32-34,5
190	181-189	64-69	32-34,5
200	191-199	64-69	32-34,5

dim.cm	A	B	C
100	91-99	74-79	37-39,5
110	101-109	74-79	37-39,5
120	111-119	74-79	37-39,5
130	121-129	74-79	37-39,5
140	131-139	74-79	37-39,5
150	141-149	74-79	37-39,5
160	151-159	74-79	37-39,5
170	161-169	74-79	37-39,5
180	171-179	74-79	37-39,5
190	181-189	74-79	37-39,5
200	191-199	74-79	37-39,5
100	91-99	84-89	42-44,5
110	101-109	84-89	42-44,5
120	111-119	84-89	42-44,5
130	121-129	84-89	42-44,5
140	131-139	84-89	42-44,5
150	141-149	84-89	42-44,5
160	151-159	84-89	42-44,5
170	161-169	84-89	42-44,5
180	171-179	84-89	42-44,5
190	181-189	84-89	42-44,5
200	191-199	84-89	42-44,5
100	91-99	94-99	47-49,5
110	101-109	94-99	47-49,5
120	111-119	94-99	47-49,5
130	121-129	94-99	47-49,5
140	131-139	94-99	47-49,5
150	141-149	94-99	47-49,5
160	151-159	94-99	47-49,5

A / B Especificar la medida exacta, largo x ancho en cm en pedido.
Specify the exact dimensions, length and width in cm in the order.
Précisez taille exacte longueur x largeur en cm, dans de la commande.

Accesorios / Accessories / Accessoires



Desagüe Siena
Siena waste
Bonde Siena

ACC658

35 €



Kit patas elevación platos ducha (10 uds)
Shower tray feet elevation kit (10 pcs)
Kit pieds d'élévation du receveur de douche (10 pièces)

ACC660

68 €

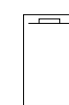


Kit extensión patas elevación platos ducha (10 uds)
Extension kit for shower tray feet elevation kit (10 pcs)
Kit d'extension pour kit pieds d'élévation du receveur de douche (10 pièces)

ACC661

30 €

Plato de ducha a medida / Shower tray made to measure / Receveur de douche sur mesure



White

Cream

Sand

Moka

Cocoa

Grey

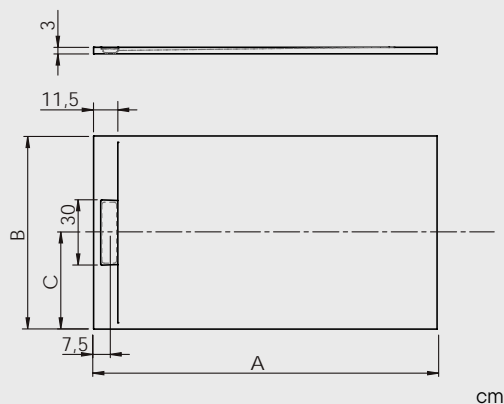
Black



90x70	CPL305090070WM	CPL305090070CR	CPL305090070SA	CPL305090070MO	CPL305090070CO	CPL305090070GR	CPL305090070BM	436 €	CPL305090070CMA	618 €*
100x70	CPL305100070WM	CPL305100070CR	CPL305100070SA	CPL305100070MO	CPL305100070CO	CPL305100070GR	CPL305100070BM	441 €	CPL305100070CMA	623 €*
110x70	CPL305110070WM	CPL305110070CR	CPL305110070SA	CPL305110070MO	CPL305110070CO	CPL305110070GR	CPL305110070BM	466 €	CPL305110070CMA	638 €*
120x70	CPL305120070WM	CPL305120070CR	CPL305120070SA	CPL305120070MO	CPL305120070CO	CPL305120070GR	CPL305120070BM	490 €	CPL305120070CMA	672 €*
130x70	CPL305130070WM	CPL305130070CR	CPL305130070SA	CPL305130070MO	CPL305130070CO	CPL305130070GR	CPL305130070BM	506 €	CPL305130070CMA	758 €*
140x70	CPL305140070WM	CPL305140070CR	CPL305140070SA	CPL305140070MO	CPL305140070CO	CPL305140070GR	CPL305140070BM	533 €	CPL305140070CMA	798 €*
150x70	CPL305150070WM	CPL305150070CR	CPL305150070SA	CPL305150070MO	CPL305150070CO	CPL305150070GR	CPL305150070BM	558 €	CPL305150070CMA	809 €*
160x70	CPL305160070WM	CPL305160070CR	CPL305160070SA	CPL305160070MO	CPL305160070CO	CPL305160070GR	CPL305160070BM	587 €	CPL305160070CMA	852 €*
170x70	CPL305170070WM	CPL305170070CR	CPL305170070SA	CPL305170070MO	CPL305170070CO	CPL305170070GR	CPL305170070BM	646 €	CPL305170070CMA	898 €*
180x70	CPL305180070WM	CPL305180070CR	CPL305180070SA	CPL305180070MO	CPL305180070CO	CPL305180070GR	CPL305180070BM	680 €	CPL305180070CMA	945 €*
190x70	CPL305190070WM	CPL305190070CR	CPL305190070SA	CPL305190070MO	CPL305190070CO	CPL305190070GR	CPL305190070BM	735 €	CPL305190070CMA	987 €*
200x70	CPL305200070WM	CPL305200070CR	CPL305200070SA	CPL305200070MO	CPL305200070CO	CPL305200070GR	CPL305200070BM	774 €	CPL305200070CMA	1.039 €*
100x80	CPL305100080WM	CPL305100080CR	CPL305100080SA	CPL305100080MO	CPL305100080CO	CPL305100080GR	CPL305100080BM	472 €	CPL305100080CMA	654 €*
110x80	CPL305110080WM	CPL305110080CR	CPL305110080SA	CPL305110080MO	CPL305110080CO	CPL305110080GR	CPL305110080BM	495 €	CPL305110080CMA	751 €*
120x80	CPL305120080WM	CPL305120080CR	CPL305120080SA	CPL305120080MO	CPL305120080CO	CPL305120080GR	CPL305120080BM	521 €	CPL305120080CMA	791 €*
130x80	CPL305130080WM	CPL305130080CR	CPL305130080SA	CPL305130080MO	CPL305130080CO	CPL305130080GR	CPL305130080BM	545 €	CPL305130080CMA	797 €*
140x80	CPL305140080WM	CPL305140080CR	CPL305140080SA	CPL305140080MO	CPL305140080CO	CPL305140080GR	CPL305140080BM	574 €	CPL305140080CMA	839 €*
150x80	CPL305150080WM	CPL305150080CR	CPL305150080SA	CPL305150080MO	CPL305150080CO	CPL305150080GR	CPL305150080BM	601 €	CPL305150080CMA	853 €*
160x80	CPL305160080WM	CPL305160080CR	CPL305160080SA	CPL305160080MO	CPL305160080CO	CPL305160080GR	CPL305160080BM	633 €	CPL305160080CMA	898 €*
170x80	CPL305170080WM	CPL305170080CR	CPL305170080SA	CPL305170080MO	CPL305170080CO	CPL305170080GR	CPL305170080BM	681 €	CPL305170080CMA	933 €*
180x80	CPL305180080WM	CPL305180080CR	CPL305180080SA	CPL305180080MO	CPL305180080CO	CPL305180080GR	CPL305180080BM	717 €	CPL305180080CMA	982 €*
190x80	CPL305190080WM	CPL305190080CR	CPL305190080SA	CPL305190080MO	CPL305190080CO	CPL305190080GR	CPL305190080BM	789 €	CPL305190080CMA	1.041 €*
200x80	CPL305200080WM	CPL305200080CR	CPL305200080SA	CPL305200080MO	CPL305200080CO	CPL305200080GR	CPL305200080BM	831 €	CPL305200080CMA	1.096 €*
100x90	CPL305100090WM	CPL305100090CR	CPL305100090SA	CPL305100090MO	CPL305100090CO	CPL305100090GR	CPL305100090BM	505 €	CPL305100090CMA	687 €*
110x90	CPL305110090WM	CPL305110090CR	CPL305110090SA	CPL305110090MO	CPL305110090CO	CPL305110090GR	CPL305110090BM	533 €	CPL305110090CMA	706 €*
120x90	CPL305120090WM	CPL305120090CR	CPL305120090SA	CPL305120090MO	CPL305120090CO	CPL305120090GR	CPL305120090BM	561 €	CPL305120090CMA	743 €*
130x90	CPL305130090WM	CPL305130090CR	CPL305130090SA	CPL305130090MO	CPL305130090CO	CPL305130090GR	CPL305130090BM	583 €	CPL305130090CMA	835 €*
140x90	CPL305140090WM	CPL305140090CR	CPL305140090SA	CPL305140090MO	CPL305140090CO	CPL305140090GR	CPL305140090BM	614 €	CPL305140090CMA	879 €*
150x90	CPL305150090WM	CPL305150090CR	CPL305150090SA	CPL305150090MO	CPL305150090CO	CPL305150090GR	CPL305150090BM	645 €	CPL305150090CMA	897 €*
160x90	CPL305160090WM	CPL305160090CR	CPL305160090SA	CPL305160090MO	CPL305160090CO	CPL305160090GR	CPL305160090BM	679 €	CPL305160090CMA	944 €*
170x90	CPL305170090WM	CPL305170090CR	CPL305170090SA	CPL305170090MO	CPL305170090CO	CPL305170090GR	CPL305170090BM	775 €	CPL305170090CMA	1.027 €*
180x90	CPL305180090WM	CPL305180090CR	CPL305180090SA	CPL305180090MO	CPL305180090CO	CPL305180090GR	CPL305180090BM	816 €	CPL305180090CMA	1.081 €*
190x90	CPL305190090WM	CPL305190090CR	CPL305190090SA	CPL305190090MO	CPL305190090CO	CPL305190090GR	CPL305190090BM	869 €	CPL305190090CMA	1.121 €*
200x90	CPL305200090WM	CPL305200090CR	CPL305200090SA	CPL305200090MO	CPL305200090CO	CPL305200090GR	CPL305200090BM	915 €	CPL305200090CMA	1.180 €*
100x100	CPL305100100WM	CPL305100100CR	CPL305100100SA	CPL305100100MO	CPL305100100CO	CPL305100100GR	CPL305100100BM	585 €	CPL305100100CMA	767 €*
110x100	CPL305110100WM	CPL305110100CR	CPL305110100SA	CPL305110100MO	CPL305110100CO	CPL305110100GR	CPL305110100BM	613 €	CPL305110100CMA	786 €*
120x100	CPL305120100WM	CPL305120100CR	CPL305120100SA	CPL305120100MO	CPL305120100CO	CPL305120100GR	CPL305120100BM	645 €	CPL305120100CMA	827 €*
130x100	CPL305130100WM	CPL305130100CR	CPL305130100SA	CPL305130100MO	CPL305130100CO	CPL305130100GR	CPL305130100BM	709 €	CPL305130100CMA	960 €*
140x100	CPL305140100WM	CPL305140100CR	CPL305140100SA	CPL305140100MO	CPL305140100CO	CPL305140100GR	CPL305140100BM	746 €	CPL305140100CMA	1.011 €*
150x100	CPL305150100WM	CPL305150100CR	CPL305150100SA	CPL305150100MO	CPL305150100CO	CPL305150100GR	CPL305150100BM	763 €	CPL305150100CMA	1.015 €*
160x100	CPL305160100WM	CPL305160100CR	CPL305160100SA	CPL305160100MO	CPL305160100CO	CPL305160100GR	CPL305160100BM	803 €	CPL305160100CMA	1.068 €*

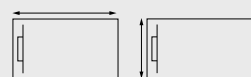
* Colormateria, especificar el RAL/NCS en pedido. * Colormateria, specify the RAL/NCS in the order. * Colormateria, Spécifiez le RAL/NCS dans l'ordre.

Siena print

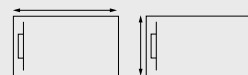


PS
PRINT
SURFACE

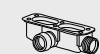
Platos de ducha impresos
Printed shower trays
Receveurs imprimé



dim.cm	A	B	C
90	90	70	3
100	100	70	10
110	110	70	10
120	120	70	20
130	130	70	20
140	140	70	20
150	150	70	20
160	160	70	20
170	170	70	20
180	180	70	20
190	190	70	20
200	200	70	20



dim.cm	A	B	C
100	100	80	20
110	110	80	20
120	120	80	20
130	130	80	20
140	140	80	20
150	150	80	20
160	160	80	20
170	170	80	20
180	180	80	20
190	190	80	20
200	200	80	20
100	100	90	20
110	110	90	20
120	120	90	20
130	130	90	20
140	140	90	20
150	150	90	20
160	160	90	20
170	170	90	20
180	180	90	20
190	190	90	20
200	200	90	20
100	100	100	20
110	110	100	20
120	120	100	20
130	130	100	20
140	140	100	20
150	150	100	20
160	160	100	20



Desagüe Siena
Siena waste
Bonde Siena

Accesorios / Accessories / Accessoires
ACC658

35 €



Kit patas elevación platos ducha (10 uds)
Shower tray feet elevation kit (10 pcs)
Kit pieds d'élévation du receveur de douche (10 pièces)

ACC660

68 €

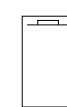


Kit extensión patas elevación platos ducha (10 uds)
Extension kit for shower tray feet elevation kit (10 pcs)
Kit d'extension pour kit pieds d'élévation du receveur de douche (10 pièces)

ACC661

30 €


Plato de ducha / Shower tray / Receveur de douche




Marquina



Calacatta




Lithos cream



Lithos grey




Concrete Light



Concrete Dark



Fossil black

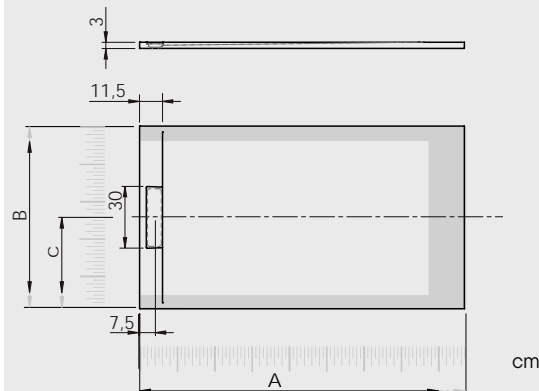


Fossil grey

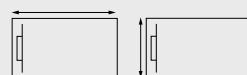
90x70	PL305090070PMA	PL305090070PCA	PL305090070PTC	PL305090070PTG	PL305090070PCL	PL305090070PCD	PL305090070PFB	PL305090070PFG	554 €
100x70	PL305100070PMA	PL305100070PCA	PL305100070PTC	PL305100070PTG	PL305100070PCL	PL305100070PCD	PL305100070PFB	PL305100070PFG	559 €
110x70	PL305110070PMA	PL305110070PCA	PL305110070PTC	PL305110070PTG	PL305110070PCL	PL305110070PCD	PL305110070PFB	PL305110070PFG	577 €
120x70	PL305120070PMA	PL305120070PCA	PL305120070PTC	PL305120070PTG	PL305120070PCL	PL305120070PCD	PL305120070PFB	PL305120070PFG	607 €
130x70	PL305130070PMA	PL305130070PCA	PL305130070PTC	PL305130070PTG	PL305130070PCL	PL305130070PCD	PL305130070PFB	PL305130070PFG	711 €
140x70	PL305140070PMA	PL305140070PCA	PL305140070PTC	PL305140070PTG	PL305140070PCL	PL305140070PCD	PL305140070PFB	PL305140070PFG	748 €
150x70	PL305150070PMA	PL305150070PCA	PL305150070PTC	PL305150070PTG	PL305150070PCL	PL305150070PCD	PL305150070PFB	PL305150070PFG	761 €
160x70	PL305160070PMA	PL305160070PCA	PL305160070PTC	PL305160070PTG	PL305160070PCL	PL305160070PCD	PL305160070PFB	PL305160070PFG	801 €
170x70	PL305170070PMA	PL305170070PCA	PL305170070PTC	PL305170070PTG	PL305170070PCL	PL305170070PCD	PL305170070PFB	PL305170070PFG	864 €
180x70	PL305180070PMA	PL305180070PCA	PL305180070PTC	PL305180070PTG	PL305180070PCL	PL305180070PCD	PL305180070PFB	PL305180070PFG	909 €
190x70	PL305190070PMA	PL305190070PCA	PL305190070PTC	PL305190070PTG	PL305190070PCL	PL305190070PCD	PL305190070PFB	PL305190070PFG	954 €
200x70	PL305200070PMA	PL305200070PCA	PL305200070PTC	PL305200070PTG	PL305200070PCL	PL305200070PCD	PL305200070PFB	PL305200070PFG	1.004 €
100x80	PL305100080PMA	PL305100080PCA	PL305100080PTC	PL305100080PTG	PL305100080PCL	PL305100080PCD	PL305100080PFB	PL305100080PFG	590 €
110x80	PL305110080PMA	PL305110080PCA	PL305110080PTC	PL305110080PTG	PL305110080PCL	PL305110080PCD	PL305110080PFB	PL305110080PFG	597 €
120x80	PL305120080PMA	PL305120080PCA	PL305120080PTC	PL305120080PTG	PL305120080PCL	PL305120080PCD	PL305120080PFB	PL305120080PFG	628 €
130x80	PL305130080PMA	PL305130080PCA	PL305130080PTC	PL305130080PTG	PL305130080PCL	PL305130080PCD	PL305130080PFB	PL305130080PFG	750 €
140x80	PL305140080PMA	PL305140080PCA	PL305140080PTC	PL305140080PTG	PL305140080PCL	PL305140080PCD	PL305140080PFB	PL305140080PFG	789 €
150x80	PL305150080PMA	PL305150080PCA	PL305150080PTC	PL305150080PTG	PL305150080PCL	PL305150080PCD	PL305150080PFB	PL305150080PFG	805 €
160x80	PL305160080PMA	PL305160080PCA	PL305160080PTC	PL305160080PTG	PL305160080PCL	PL305160080PCD	PL305160080PFB	PL305160080PFG	847 €
170x80	PL305170080PMA	PL305170080PCA	PL305170080PTC	PL305170080PTG	PL305170080PCL	PL305170080PCD	PL305170080PFB	PL305170080PFG	899 €
180x80	PL305180080PMA	PL305180080PCA	PL305180080PTC	PL305180080PTG	PL305180080PCL	PL305180080PCD	PL305180080PFB	PL305180080PFG	946 €
190x80	PL305190080PMA	PL305190080PCA	PL305190080PTC	PL305190080PTG	PL305190080PCL	PL305190080PCD	PL305190080PFB	PL305190080PFG	1.007 €
200x80	PL305200080PMA	PL305200080PCA	PL305200080PTC	PL305200080PTG	PL305200080PCL	PL305200080PCD	PL305200080PFB	PL305200080PFG	1.060 €
100x90	PL305100090PMA	PL305100090PCA	PL305100090PTC	PL305100090PTG	PL305100090PCL	PL305100090PCD	PL305100090PFB	PL305100090PFG	622 €
110x90	PL305110090PMA	PL305110090PCA	PL305110090PTC	PL305110090PTG	PL305110090PCL	PL305110090PCD	PL305110090PFB	PL305110090PFG	643 €
120x90	PL305120090PMA	PL305120090PCA	PL305120090PTC	PL305120090PTG	PL305120090PCL	PL305120090PCD	PL305120090PFB	PL305120090PFG	677 €
130x90	PL305130090PMA	PL305130090PCA	PL305130090PTC	PL305130090PTG	PL305130090PCL	PL305130090PCD	PL305130090PFB	PL305130090PFG	787 €
140x90	PL305140090PMA	PL305140090PCA	PL305140090PTC	PL305140090PTG	PL305140090PCL	PL305140090PCD	PL305140090PFB	PL305140090PFG	828 €
150x90	PL305150090PMA	PL305150090PCA	PL305150090PTC	PL305150090PTG	PL305150090PCL	PL305150090PCD	PL305150090PFB	PL305150090PFG	847 €
160x90	PL305160090PMA	PL305160090PCA	PL305160090PTC	PL305160090PTG	PL305160090PCL	PL305160090PCD	PL305160090PFB	PL305160090PFG	892 €
170x90	PL305170090PMA	PL305170090PCA	PL305170090PTC	PL305170090PTG	PL305170090PCL	PL305170090PCD	PL305170090PFB	PL305170090PFG	993 €
180x90	PL305180090PMA	PL305180090PCA	PL305180090PTC	PL305180090PTG	PL305180090PCL	PL305180090PCD	PL305180090PFB	PL305180090PFG	1.045 €
190x90	PL305190090PMA	PL305190090PCA	PL305190090PTC	PL305190090PTG	PL305190090PCL	PL305190090PCD	PL305190090PFB	PL305190090PFG	1.088 €
200x90	PL305200090PMA	PL305200090PCA	PL305200090PTC	PL305200090PTG	PL305200090PCL	PL305200090PCD	PL305200090PFB	PL305200090PFG	1.145 €
100x100	PL305100100PMA	PL305100100PCA	PL305100100PTC	PL305100100PTG	PL305100100PCL	PL305100100PCD	PL305100100PFB	PL305100100PFG	691 €
110x100	PL305110100PMA	PL305110100PCA	PL305110100PTC	PL305110100PTG	PL305110100PCL	PL305110100PCD	PL305110100PFB	PL305110100PFG	712 €
120x100	PL305120100PMA	PL305120100PCA	PL305120100PTC	PL305120100PTG	PL305120100PCL	PL305120100PCD	PL305120100PFB	PL305120100PFG	749 €
130x100	PL305130100PMA	PL305130100PCA	PL305130100PTC	PL305130100PTG	PL305130100PCL	PL305130100PCD	PL305130100PFB	PL305130100PFG	892 €
140x100	PL305140100PMA	PL305140100PCA	PL305140100PTC	PL305140100PTG	PL305140100PCL	PL305140100PCD	PL305140100PFB	PL305140100PFG	939 €
150x100	PL305150100PMA	PL305150100PCA	PL305150100PTC	PL305150100PTG	PL305150100PCL	PL305150100PCD	PL305150100PFB	PL305150100PFG	950 €
160x100	PL305160100PMA	PL305160100PCA	PL305160100PTC	PL305160100PTG	PL305160100PCL	PL305160100PCD	PL305160100PFB	PL305160100PFG	1.000 €

Siena Print

made to measure



Platos de ducha a la medida
Made to measure shower trays
Receveurs sur mesure



dim.cm	A	B	C
90	85-89	64-69	32-34,5
100	91-99	64-69	32-34,5
110	101-109	64-69	32-34,5
120	111-119	64-69	32-34,5
130	121-129	64-69	32-34,5
140	131-139	64-69	32-34,5
150	141-149	64-69	32-34,5
160	151-159	64-69	32-34,5
170	161-169	64-69	32-34,5
180	171-179	64-69	32-34,5
190	181-189	64-69	32-34,5
200	191-199	64-69	32-34,5

dim.cm	A	B	C
100	91-99	74-79	37-39,5
110	101-109	74-79	37-39,5
120	111-119	74-79	37-39,5
130	121-129	74-79	37-39,5
140	131-139	74-79	37-39,5
150	141-149	74-79	37-39,5
160	151-159	74-79	37-39,5
170	161-169	74-79	37-39,5
180	171-179	74-79	37-39,5
190	181-189	74-79	37-39,5
200	191-199	74-79	37-39,5
100	91-99	84-89	42-44,5
110	101-109	84-89	42-44,5
120	111-119	84-89	42-44,5
130	121-129	84-89	42-44,5
140	131-139	84-89	42-44,5
150	141-149	84-89	42-44,5
160	151-159	84-89	42-44,5
170	161-169	84-89	42-44,5
180	171-179	84-89	42-44,5
190	181-189	84-89	42-44,5
200	191-199	84-89	42-44,5
100	91-99	94-99	47-49,5
110	101-109	94-99	47-49,5
120	111-119	94-99	47-49,5
130	121-129	94-99	47-49,5
140	131-139	94-99	47-49,5
150	141-149	94-99	47-49,5
160	151-159	94-99	47-49,5

A / B Especificar la medida exacta, largo x ancho en cm en pedido.

Specify the exact dimensions, length and width in cm in the order.

Précisez taille exacte longueur x largeur en cm, dans de la commande.

Accesorios / Accessoires / Accessoires



Desagüe Siena
Siena waste
Bonde Siena

ACC658

35 €



Kit patas elevación platos ducha (10 uds)
Shower tray feet elevation kit (10 pcs)
Kit pieds d'élévation du receveur de douche (10 pièces)

ACC660

68 €






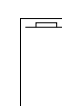


Kit extensión patas elevación platos ducha (10 uds)
Extension kit for shower tray feet elevation kit (10 pcs)
Kit d'extension pour kit pieds d'élévation du receveur de douche (10 pièces)

ACC661

30 €

Plato de ducha a medida / Shower tray made to measure / Receveur de douche sur mesure



	Marquina	Calacatta	Lithos cream	Lithos grey	Concrete Light	Concrete Dark	Fossil black	Fossil grey	
90x70	CPL305090070PMA	CPL305090070PCA	CPL305090070PTC	CPL305090070PTG	CPL305090070PCL	CPL305090070PCD	CPL305090070PFB	CPL305090070PFG	643 €
100x70	CPL305100070PMA	CPL305100070PCA	CPL305100070PTC	CPL305100070PTG	CPL305100070PCL	CPL305100070PCD	CPL305100070PFB	CPL305100070PFG	648 €
110x70	CPL305110070PMA	CPL305110070PCA	CPL305110070PTC	CPL305110070PTG	CPL305110070PCL	CPL305110070PCD	CPL305110070PFB	CPL305110070PFG	662 €
120x70	CPL305120070PMA	CPL305120070PCA	CPL305120070PTC	CPL305120070PTG	CPL305120070PCL	CPL305120070PCD	CPL305120070PFB	CPL305120070PFG	697 €
130x70	CPL305130070PMA	CPL305130070PCA	CPL305130070PTC	CPL305130070PTG	CPL305130070PCL	CPL305130070PCD	CPL305130070PFB	CPL305130070PFG	796 €
140x70	CPL305140070PMA	CPL305140070PCA	CPL305140070PTC	CPL305140070PTG	CPL305140070PCL	CPL305140070PCD	CPL305140070PFB	CPL305140070PFG	838 €
150x70	CPL305150070PMA	CPL305150070PCA	CPL305150070PTC	CPL305150070PTG	CPL305150070PCL	CPL305150070PCD	CPL305150070PFB	CPL305150070PFG	847 €
160x70	CPL305160070PMA	CPL305160070PCA	CPL305160070PTC	CPL305160070PTG	CPL305160070PCL	CPL305160070PCD	CPL305160070PFB	CPL305160070PFG	892 €
170x70	CPL305170070PMA	CPL305170070PCA	CPL305170070PTC	CPL305170070PTG	CPL305170070PCL	CPL305170070PCD	CPL305170070PFB	CPL305170070PFG	945 €
180x70	CPL305180070PMA	CPL305180070PCA	CPL305180070PTC	CPL305180070PTG	CPL305180070PCL	CPL305180070PCD	CPL305180070PFB	CPL305180070PFG	995 €
190x70	CPL305190070PMA	CPL305190070PCA	CPL305190070PTC	CPL305190070PTG	CPL305190070PCL	CPL305190070PCD	CPL305190070PFB	CPL305190070PFG	1.035 €
200x70	CPL305200070PMA	CPL305200070PCA	CPL305200070PTC	CPL305200070PTG	CPL305200070PCL	CPL305200070PCD	CPL305200070PFB	CPL305200070PFG	1.089 €
100x80	CPL305100080PMA	CPL305100080PCA	CPL305100080PTC	CPL305100080PTG	CPL305100080PCL	CPL305100080PCD	CPL305100080PFB	CPL305100080PFG	679 €
110x80	CPL305110080PMA	CPL305110080PCA	CPL305110080PTC	CPL305110080PTG	CPL305110080PCL	CPL305110080PCD	CPL305110080PFB	CPL305110080PFG	775 €
120x80	CPL305120080PMA	CPL305120080PCA	CPL305120080PTC	CPL305120080PTG	CPL305120080PCL	CPL305120080PCD	CPL305120080PFB	CPL305120080PFG	816 €
130x80	CPL305130080PMA	CPL305130080PCA	CPL305130080PTC	CPL305130080PTG	CPL305130080PCL	CPL305130080PCD	CPL305130080PFB	CPL305130080PFG	835 €
140x80	CPL305140080PMA	CPL305140080PCA	CPL305140080PTC	CPL305140080PTG	CPL305140080PCL	CPL305140080PCD	CPL305140080PFB	CPL305140080PFG	879 €
150x80	CPL305150080PMA	CPL305150080PCA	CPL305150080PTC	CPL305150080PTG	CPL305150080PCL	CPL305150080PCD	CPL305150080PFB	CPL305150080PFG	891 €
160x80	CPL305160080PMA	CPL305160080PCA	CPL305160080PTC	CPL305160080PTG	CPL305160080PCL	CPL305160080PCD	CPL305160080PFB	CPL305160080PFG	938 €
170x80	CPL305170080PMA	CPL305170080PCA	CPL305170080PTC	CPL305170080PTG	CPL305170080PCL	CPL305170080PCD	CPL305170080PFB	CPL305170080PFG	980 €
180x80	CPL305180080PMA	CPL305180080PCA	CPL305180080PTC	CPL305180080PTG	CPL305180080PCL	CPL305180080PCD	CPL305180080PFB	CPL305180080PFG	1.032 €
190x80	CPL305190080PMA	CPL305190080PCA	CPL305190080PTC	CPL305190080PTG	CPL305190080PCL	CPL305190080PCD	CPL305190080PFB	CPL305190080PFG	1.089 €
200x80	CPL305200080PMA	CPL305200080PCA	CPL305200080PTC	CPL305200080PTG	CPL305200080PCL	CPL305200080PCD	CPL305200080PFB	CPL305200080PFG	1.146 €
100x90	CPL305100090PMA	CPL305100090PCA	CPL305100090PTC	CPL305100090PTG	CPL305100090PCL	CPL305100090PCD	CPL305100090PFB	CPL305100090PFG	712 €
110x90	CPL305110090PMA	CPL305110090PCA	CPL305110090PTC	CPL305110090PTG	CPL305110090PCL	CPL305110090PCD	CPL305110090PFB	CPL305110090PFG	730 €
120x90	CPL305120090PMA	CPL305120090PCA	CPL305120090PTC	CPL305120090PTG	CPL305120090PCL	CPL305120090PCD	CPL305120090PFB	CPL305120090PFG	768 €
130x90	CPL305130090PMA	CPL305130090PCA	CPL305130090PTC	CPL305130090PTG	CPL305130090PCL	CPL305130090PCD	CPL305130090PFB	CPL305130090PFG	859 €
140x90	CPL305140090PMA	CPL305140090PCA	CPL305140090PTC	CPL305140090PTG	CPL305140090PCL	CPL305140090PCD	CPL305140090PFB	CPL305140090PFG	904 €
150x90	CPL305150090PMA	CPL305150090PCA	CPL305150090PTC	CPL305150090PTG	CPL305150090PCL	CPL305150090PCD	CPL305150090PFB	CPL305150090PFG	935 €
160x90	CPL305160090PMA	CPL305160090PCA	CPL305160090PTC	CPL305160090PTG	CPL305160090PCL	CPL305160090PCD	CPL305160090PFB	CPL305160090PFG	984 €
170x90	CPL305170090PMA	CPL305170090PCA	CPL305170090PTC	CPL305170090PTG	CPL305170090PCL	CPL305170090PCD	CPL305170090PFB	CPL305170090PFG	1.074 €
180x90	CPL305180090PMA	CPL305180090PCA	CPL305180090PTC	CPL305180090PTG	CPL305180090PCL	CPL305180090PCD	CPL305180090PFB	CPL305180090PFG	1.131 €
190x90	CPL305190090PMA	CPL305190090PCA	CPL305190090PTC	CPL305190090PTG	CPL305190090PCL	CPL305190090PCD	CPL305190090PFB	CPL305190090PFG	1.169 €
200x90	CPL305200090PMA	CPL305200090PCA	CPL305200090PTC	CPL305200090PTG	CPL305200090PCL	CPL305200090PCD	CPL305200090PFB	CPL305200090PFG	1.230 €
100x100	CPL305100100PMA	CPL305100100PCA	CPL305100100PTC	CPL305100100PTG	CPL305100100PCL	CPL305100100PCD	CPL305100100PFB	CPL305100100PFG	792 €
110x100	CPL305110100PMA	CPL305110100PCA	CPL305110100PTC	CPL305110100PTG	CPL305110100PCL	CPL305110100PCD	CPL305110100PFB	CPL305110100PFG	809 €
120x100	CPL305120100PMA	CPL305120100PCA	CPL305120100PTC	CPL305120100PTG	CPL305120100PCL	CPL305120100PCD	CPL305120100PFB	CPL305120100PFG	852 €
130x100	CPL305130100PMA	CPL305130100PCA	CPL305130100PTC	CPL305130100PTG	CPL305130100PCL	CPL305130100PCD	CPL305130100PFB	CPL305130100PFG	998 €
140x100	CPL305140100PMA	CPL305140100PCA	CPL305140100PTC	CPL305140100PTG	CPL305140100PCL	CPL305140100PCD	CPL305140100PFB	CPL305140100PFG	1.051 €
150x100	CPL305150100PMA	CPL305150100PCA	CPL305150100PTC	CPL305150100PTG	CPL305150100PCL	CPL305150100PCD	CPL305150100PFB	CPL305150100PFG	1.053 €
160x100	CPL305160100PMA	CPL305160100PCA	CPL305160100PTC	CPL305160100PTG	CPL305160100PCL	CPL305160100PCD	CPL305160100PFB	CPL305160100PFG	1.108 €

Cover

sanydur gel coat



Cover 160X80 cm
PL302160080PTC

Cover





Cover




Cover


PS
PRINT
SURFACE




White




Cream



Sand




Moka



Cocoa



Grey




Black



COLOR
MATERIA



Marquina



Calacatta



Lithos grey



Lithos cream



Concrete dark



Concrete light



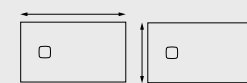
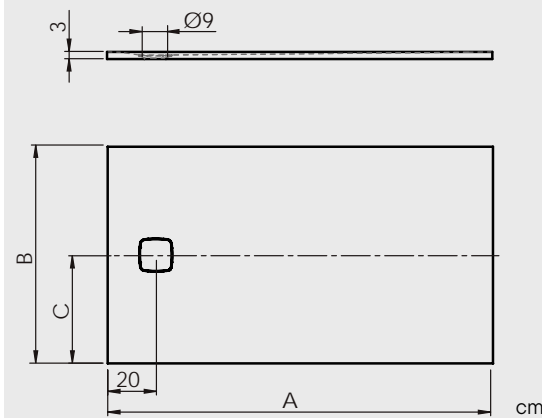
Fossil black



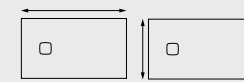
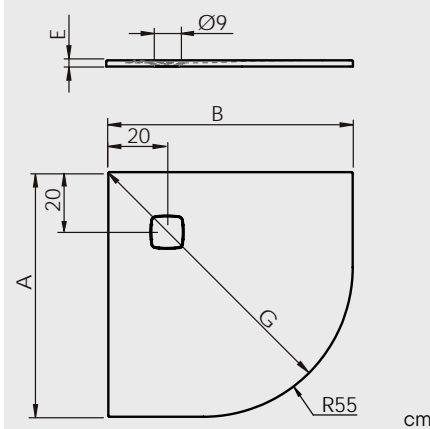
Fossil grey

Cover

Cover color & print



dim.cm	A	B	C
80	80	70	35
90	90	70	35
100	100	70	35
110	110	70	35
120	120	70	35
130	130	70	35
140	140	70	35
150	150	70	35
160	160	70	35
170	170	70	35
180	180	70	35
190	190	70	35
200	200	70	35
210	210	70	35
220	220	70	35



dim.cm	A	B	C
80	80	80	40
90	90	80	40
100	100	80	40
110	110	80	40
120	120	80	40
130	130	80	40
140	140	80	3
150	150	80	40
160	160	80	40
170	170	80	40
180	180	80	40
190	190	80	40
200	200	80	40
210	210	80	40
220	220	80	40

90	90	90	45
100	100	90	45
110	110	90	45
120	120	90	45
130	130	90	45
140	140	90	45
150	150	90	45
160	160	90	45
170	170	90	45
180	180	90	45
190	190	90	45
200	200	90	45
210	210	90	45
220	220	90	45

100	100	100	50
110	110	100	50
120	120	100	50
130	130	100	50
140	140	100	50
150	150	100	50
160	160	100	50
170	170	100	50
180	160	100	50
190	190	100	50
200	200	100	50
210	210	100	50
220	220	100	50

dim.cm	A	B
90	90	90

Accesorios / Accessories / Accessoires



Desagüe Ø90 h 74 mm
Waste Ø90 h 74 mm
Bonde Ø90 h 74 mm

ACC655

28 €



Desagüe vertical Ø90 h 100 mm
Vertical waste Ø90 h 100 mm
Bonde verticale Ø90 h 100 mm

ACC656

34 €



Desagüe extraplano Ø90 h 50 mm
Superslim waste Ø90 h 50 mm
Bonde superslim Ø90 h 50 mm

ACC659

30 €



Kit patas elevación platos ducha (10 uds)
Shower tray feet elevation kit (10 pcs)
Kit pieds d'élévation du receveur de douche (10 pièces)

ACC660

68 €



Kit extensión kit patas elevación platos ducha (10 uds)
Extension kit for shower tray feet elevation kit (10 pcs)
Kit d'extension pour kit pieds d'élévation du receveur de douche (10 pièces)

ACC661

30 €

Cover color

	White	Cream	Sand	Moka	Cocoa	Grey	Black		COLOR MATERIA
80x70	PL302080070WM	PL302080070CR	PL302080070SA	PL302080070MO	PL302080070CO	PL302080070GR	PL302080070BM	326 €	PL302080070CMA 498 €*
90x70	PL302090070WM	PL302090070CR	PL302090070SA	PL302090070MO	PL302090070CO	PL302090070GR	PL302090070BM	332 €	PL302090070CMA 504 €*
100x70	PL302100070WM	PL302100070CR	PL302100070SA	PL302100070MO	PL302100070CO	PL302100070GR	PL302100070BM	338 €	PL302100070CMA 510 €*
110x70	PL302110070WM	PL302110070CR	PL302110070SA	PL302110070MO	PL302110070CO	PL302110070GR	PL302110070BM	357 €	PL302110070CMA 520 €*
120x70	PL302120070WM	PL302120070CR	PL302120070SA	PL302120070MO	PL302120070CO	PL302120070GR	PL302120070BM	375 €	PL302120070CMA 547 €*
130x70	PL302130070WM	PL302130070CR	PL302130070SA	PL302130070MO	PL302130070CO	PL302130070GR	PL302130070BM	399 €	PL302130070CMA 641 €*
140x70	PL302140070WM	PL302140070CR	PL302140070SA	PL302140070MO	PL302140070CO	PL302140070GR	PL302140070BM	420 €	PL302140070CMA 675 €*
150x70	PL302150070WM	PL302150070CR	PL302150070SA	PL302150070MO	PL302150070CO	PL302150070GR	PL302150070BM	452 €	PL302150070CMA 694 €*
160x70	PL302160070WM	PL302160070CR	PL302160070SA	PL302160070MO	PL302160070CO	PL302160070GR	PL302160070BM	476 €	PL302160070CMA 731 €*
170x70	PL302170070WM	PL302170070CR	PL302170070SA	PL302170070MO	PL302170070CO	PL302170070GR	PL302170070BM	525 €	PL302170070CMA 768 €*
180x70	PL302180070WM	PL302180070CR	PL302180070SA	PL302180070MO	PL302180070CO	PL302180070GR	PL302180070BM	553 €	PL302180070CMA 808 €*
190x70	PL302190070WM	PL302190070CR	PL302190070SA	PL302190070MO	PL302190070CO	PL302190070GR	PL302190070BM	618 €	PL302190070CMA 860 €*
200x70	PL302200070WM	PL302200070CR	PL302200070SA	PL302200070MO	PL302200070CO	PL302200070GR	PL302200070BM	650 €	PL302200070CMA 905 €*
210x70	PL302210070WM	PL302210070CR	PL302210070SA	PL302210070MO	PL302210070CO	PL302210070GR	PL302210070BM	716 €	PL302210070CMA 959 €*
220x70	PL302220070WM	PL302220070CR	PL302220070SA	PL302220070MO	PL302220070CO	PL302220070GR	PL302220070BM	754 €	PL302220070CMA 1.009 €*
80x80	PL302080080WM	PL302080080CR	PL302080080SA	PL302080080MO	PL302080080CO	PL302080080GR	PL302080080BM	345 €	PL302080080CMA 517 €*
90x80	PL302090080WM	PL302090080CR	PL302090080SA	PL302090080MO	PL302090080CO	PL302090080GR	PL302090080BM	353 €	PL302090080CMA 525 €*
100x80	PL302100080WM	PL302100080CR	PL302100080SA	PL302100080MO	PL302100080CO	PL302100080GR	PL302100080BM	361 €	PL302100080CMA 533 €*
110x80	PL302110080WM	PL302110080CR	PL302110080SA	PL302110080MO	PL302110080CO	PL302110080GR	PL302110080BM	379 €	PL302110080CMA 542 €*
120x80	PL302120080WM	PL302120080CR	PL302120080SA	PL302120080MO	PL302120080CO	PL302120080GR	PL302120080BM	399 €	PL302120080CMA 571 €*
130x80	PL302130080WM	PL302130080CR	PL302130080SA	PL302130080MO	PL302130080CO	PL302130080GR	PL302130080BM	428 €	PL302130080CMA 670 €*
140x80	PL302140080WM	PL302140080CR	PL302140080SA	PL302140080MO	PL302140080CO	PL302140080GR	PL302140080BM	450 €	PL302140080CMA 705 €*
150x80	PL302150080WM	PL302150080CR	PL302150080SA	PL302150080MO	PL302150080CO	PL302150080GR	PL302150080BM	487 €	PL302150080CMA 730 €*
160x80	PL302160080WM	PL302160080CR	PL302160080SA	PL302160080MO	PL302160080CO	PL302160080GR	PL302160080BM	513 €	PL302160080CMA 768 €*
170x80	PL302170080WM	PL302170080CR	PL302170080SA	PL302170080MO	PL302170080CO	PL302170080GR	PL302170080BM	552 €	PL302170080CMA 794 €*
180x80	PL302180080WM	PL302180080CR	PL302180080SA	PL302180080MO	PL302180080CO	PL302180080GR	PL302180080BM	581 €	PL302180080CMA 836 €*
190x80	PL302190080WM	PL302190080CR	PL302190080SA	PL302190080MO	PL302190080CO	PL302190080GR	PL302190080BM	654 €	PL302190080CMA 896 €*
200x80	PL302200080WM	PL302200080CR	PL302200080SA	PL302200080MO	PL302200080CO	PL302200080GR	PL302200080BM	688 €	PL302200080CMA 943 €*
210x80	PL302210080WM	PL302210080CR	PL302210080SA	PL302210080MO	PL302210080CO	PL302210080GR	PL302210080BM	759 €	PL302210080CMA 1.001 €*
220x80	PL302220080WM	PL302220080CR	PL302220080SA	PL302220080MO	PL302220080CO	PL302220080GR	PL302220080BM	799 €	PL302220080CMA 1.054 €*

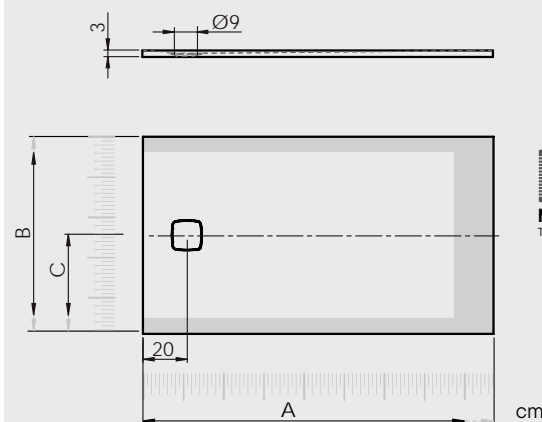
Plato de ducha / Shower tray / Receveur de douche

	White	Cream	Sand	Moka	Cocoa	Grey	Black		COLOR MATERIA
90x90	PL302090090WM	PL302090090CR	PL302090090SA	PL302090090MO	PL302090090CO	PL302090090GR	PL302090090BM	373 €	PL302090090CMA 537 €*
100x90	PL302100090WM	PL302100090CR	PL302100090SA	PL302100090MO	PL302100090CO	PL302100090GR	PL302100090BM	393 €	PL302100090CMA 565 €*
110x90	PL302110090WM	PL302110090CR	PL302110090SA	PL302110090MO	PL302110090CO	PL302110090GR	PL302110090BM	419 €	PL302110090CMA 582 €*
120x90	PL302120090WM	PL302120090CR	PL302120090SA	PL302120090MO	PL302120090CO	PL302120090GR	PL302120090BM	441 €	PL302120090CMA 613 €*
130x90	PL302130090WM	PL302130090CR	PL302130090SA	PL302130090MO	PL302130090CO	PL302130090GR	PL302130090BM	473 €	PL302130090CMA 715 €*
140x90	PL302140090WM	PL302140090CR	PL302140090SA	PL302140090MO	PL302140090CO	PL302140090GR	PL302140090BM	498 €	PL302140090CMA 753 €*
150x90	PL302150090WM	PL302150090CR	PL302150090SA	PL302150090MO	PL302150090CO	PL302150090GR	PL302150090BM	538 €	PL302150090CMA 780 €*
160x90	PL302160090WM	PL302160090CR	PL302160090SA	PL302160090MO	PL302160090CO	PL302160090GR	PL302160090BM	566 €	PL302160090CMA 821 €*
170x90	PL302170090WM	PL302170090CR	PL302170090SA	PL302170090MO	PL302170090CO	PL302170090GR	PL302170090BM	634 €	PL302170090CMA 876 €*
180x90	PL302180090WM	PL302180090CR	PL302180090SA	PL302180090MO	PL302180090CO	PL302180090GR	PL302180090BM	667 €	PL302180090CMA 922 €*
190x90	PL302190090WM	PL302190090CR	PL302190090SA	PL302190090MO	PL302190090CO	PL302190090GR	PL302190090BM	732 €	PL302190090CMA 975 €*
200x90	PL302200090WM	PL302200090CR	PL302200090SA	PL302200090MO	PL302200090CO	PL302200090GR	PL302200090BM	771 €	PL302200090CMA 1.026 €*
210x90	PL302210090WM	PL302210090CR	PL302210090SA	PL302210090MO	PL302210090CO	PL302210090GR	PL302210090BM	850 €	PL302210090CMA 1.093 €*
220x90	PL302220090WM	PL302220090CR	PL302220090SA	PL302220090MO	PL302220090CO	PL302220090GR	PL302220090BM	895 €	PL302220090CMA 1.150 €*
100x100	PL302100100WM	PL302100100CR	PL302100100SA	PL302100100MO	PL302100100CO	PL302100100GR	PL302100100BM	462 €	PL302100100CMA 634 €*
110x100	PL302110100WM	PL302110100CR	PL302110100SA	PL302110100MO	PL302110100CO	PL302110100GR	PL302110100BM	492 €	PL302110100CMA 656 €*
120x100	PL302120100WM	PL302120100CR	PL302120100SA	PL302120100MO	PL302120100CO	PL302120100GR	PL302120100BM	518 €	PL302120100CMA 690 €*
130x100	PL302130100WM	PL302130100CR	PL302130100SA	PL302130100MO	PL302130100CO	PL302130100GR	PL302130100BM	575 €	PL302130100CMA 817 €*
140x100	PL302140100WM	PL302140100CR	PL302140100SA	PL302140100MO	PL302140100CO	PL302140100GR	PL302140100BM	605 €	PL302140100CMA 860 €*
150x100	PL302150100WM	PL302150100CR	PL302150100SA	PL302150100MO	PL302150100CO	PL302150100GR	PL302150100BM	616 €	PL302150100CMA 882 €*
160x100	PL302160100WM	PL302160100CR	PL302160100SA	PL302160100MO	PL302160100CO	PL302160100GR	PL302160100BM	648 €	PL302160100CMA 903 €*
170x100	PL302170100WM	PL302170100CR	PL302170100SA	PL302170100MO	PL302170100CO	PL302170100GR	PL302170100BM	707 €	PL302170100CMA 949 €*
180x100	PL302180100WM	PL302180100CR	PL302180100SA	PL302180100MO	PL302180100CO	PL302180100GR	PL302180100BM	744 €	PL302180100CMA 999 €*
190x100	PL302190100WM	PL302190100CR	PL302190100SA	PL302190100MO	PL302190100CO	PL302190100GR	PL302190100BM	874 €	PL302190100CMA 1.116 €*
200x100	PL302200100WM	PL302200100CR	PL302200100SA	PL302200100MO	PL302200100CO	PL302200100GR	PL302200100BM	920 €	PL302200100CMA 1.175 €*
210x100	PL302210100WM	PL302210100CR	PL302210100SA	PL302210100MO	PL302210100CO	PL302210100GR	PL302210100BM	1.002 €	PL302210100CMA 1.245 €*
220x100	PL302220100WM	PL302220100CR	PL302220100SA	PL302220100MO	PL302220100CO	PL302220100GR	PL302220100BM	1.055 €	PL302220100CMA 1.310 €*
90x90	PL302090090SWM	PL302090090SCR	PL302090090SSA	PL302090090SMO	PL302090090SCO	PL302090090SGR	PL302090090SBM	386 €	PL302090090SCMA 558 €*

Cover

* Colormateria, especificar el RAL/NCS en pedido. * Colormateria, specify the RAL/NCS in the order. * Colormateria, Spécifiez le RAL/NCS dans l'ordre.

Cover made to measure



Platos de ducha a la medida
Made to measure shower trays
Receveurs sur mesure

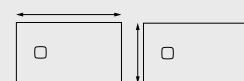
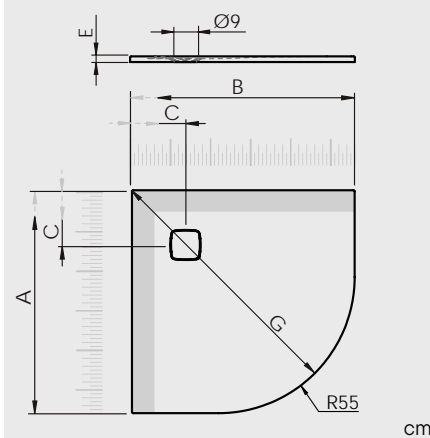


dim.cm	A	B	C
80	70-79	60-69	30-34,5
90	81-89	60-69	30-34,5
100	91-99	60-69	30-34,5
110	101-109	60-69	30-34,5
120	111-119	60-69	30-34,5
130	121-129	60-69	30-34,5
140	131-149	60-69	30-34,5
150	141-149	60-69	30-34,5
160	151-159	60-69	30-34,5
170	161-169	60-69	30-34,5
180	171-179	60-69	30-34,5
190	181-189	60-69	30-34,5
200	191-199	60-69	30-34,5
210	201-209	60-69	30-34,5
220	211-219	60-69	30-34,5

A / B Especificar la medida exacta, largo x ancho en cm en pedido.

Specify the exact dimensions, length and width in cm in the order.

Précisez taille exacte longueur x largeur en cm, dans de la commande.



dim.cm	A	B	C
80	70-79	70-79	35-39,5
90	81-89	70-79	35-39,5
100	91-99	70-79	35-39,5
110	101-109	70-79	35-39,5
120	111-119	70-79	35-39,5
130	121-129	70-79	35-39,5
140	131-149	70-79	35-39,5
150	141-149	70-79	35-39,5
160	151-159	70-79	35-39,5
170	161-169	70-79	35-39,5
180	171-179	70-79	35-39,5
190	181-189	70-79	35-39,5
200	191-199	70-79	35-39,5
210	201-209	70-79	35-39,5
220	211-219	70-79	35-39,5

90	81-89	80-89	40-44,5
100	91-99	80-89	40-44,5
110	101-109	80-89	40-44,5
120	111-119	80-89	40-44,5
130	121-129	80-89	40-44,5
140	131-149	80-89	40-44,5
150	141-149	80-89	40-44,5
160	151-159	80-89	40-44,5
170	161-169	80-89	40-44,5
180	171-179	80-89	40-44,5
190	181-189	80-89	40-44,5
200	191-199	80-89	40-44,5
210	201-209	80-89	40-44,5
220	211-219	80-89	40-44,5

100	211-219	80-99	40-49,5
110	101-109	80-99	40-49,5
120	111-119	80-99	40-49,5
130	121-129	80-99	40-49,5
140	131-149	80-99	40-49,5
150	141-149	80-99	40-49,5
160	151-159	80-99	40-49,5
170	161-169	80-99	40-49,5
180	171-179	80-99	40-49,5
190	181-189	80-99	40-49,5
200	191-199	80-99	40-49,5
210	201-209	80-99	40-49,5
220	211-219	80-99	40-49,5

dim.cm	A	B	C
90	x90	80-89	10-19

Accesorios / Accessories / Accessoires



Desagüe Ø90 h 74 mm
Waste Ø90 h 74 mm
Bonde Ø90 h 74 mm

ACC655

28 €



Desagüe vertical Ø90 h 100 mm
Vertical waste Ø90 h 100 mm
Bonde verticale Ø90 h 100 mm

ACC656

34 €



Desagüe extraplano Ø90 h 50 mm
Superslim waste Ø90 h 50 mm
Bonde superslim Ø90 h 50 mm

ACC659

30 €



Kit patas elevación platos ducha (10 uds)
Shower tray feet elevation kit (10 pcs)
Kit pieds d'élévation du receveur de douche (10 pièces)

ACC660

68 €



Kit extensión kit patas elevación platos ducha (10 uds)
Extension kit for shower tray feet elevation kit (10 pcs)
Kit d'extension pour kit pieds d'élévation du receveur de douche (10 pièces)

ACC661

30 €

Cover color made to measure

	White	Cream	Sand	Moka	Cocoa	Grey	Black	
80x70	CPL302080070WM	CPL302080070CR	CPL302080070SA	CPL302080070MO	CPL302080070CO	CPL302080070GR	CPL302080070BM	381 €
90x70	CPL302090070WM	CPL302090070CR	CPL302090070SA	CPL302090070MO	CPL302090070CO	CPL302090070GR	CPL302090070BM	387 €
100x70	CPL302100070WM	CPL302100070CR	CPL302100070SA	CPL302100070MO	CPL302100070CO	CPL302100070GR	CPL302100070BM	393 €
110x70	CPL302110070WM	CPL302110070CR	CPL302110070SA	CPL302110070MO	CPL302110070CO	CPL302110070GR	CPL302110070BM	409 €
120x70	CPL302120070WM	CPL302120070CR	CPL302120070SA	CPL302120070MO	CPL302120070CO	CPL302120070GR	CPL302120070BM	430 €
130x70	CPL302130070WM	CPL302130070CR	CPL302130070SA	CPL302130070MO	CPL302130070CO	CPL302130070GR	CPL302130070BM	456 €
140x70	CPL302140070WM	CPL302140070CR	CPL302140070SA	CPL302140070MO	CPL302140070CO	CPL302140070GR	CPL302140070BM	480 €
150x70	CPL302150070WM	CPL302150070CR	CPL302150070SA	CPL302150070MO	CPL302150070CO	CPL302150070GR	CPL302150070BM	509 €
160x70	CPL302160070WM	CPL302160070CR	CPL302160070SA	CPL302160070MO	CPL302160070CO	CPL302160070GR	CPL302160070BM	536 €
170x70	CPL302170070WM	CPL302170070CR	CPL302170070SA	CPL302170070MO	CPL302170070CO	CPL302170070GR	CPL302170070BM	592 €
180x70	CPL302180070WM	CPL302180070CR	CPL302180070SA	CPL302180070MO	CPL302180070CO	CPL302180070GR	CPL302180070BM	623 €
190x70	CPL302190070WM	CPL302190070CR	CPL302190070SA	CPL302190070MO	CPL302190070CO	CPL302190070GR	CPL302190070BM	684 €
200x70	CPL302200070WM	CPL302200070CR	CPL302200070SA	CPL302200070MO	CPL302200070CO	CPL302200070GR	CPL302200070BM	720 €
210x70	CPL302210070WM	CPL302210070CR	CPL302210070SA	CPL302210070MO	CPL302210070CO	CPL302210070GR	CPL302210070BM	783 €
220x70	CPL302220070WM	CPL302220070CR	CPL302220070SA	CPL302220070MO	CPL302220070CO	CPL302220070GR	CPL302220070BM	824 €
80x80	CPL302080080WM	CPL302080080CR	CPL302080080SA	CPL302080080MO	CPL302080080CO	CPL302080080GR	CPL302080080BM	400 €
90x80	CPL302090080WM	CPL302090080CR	CPL302090080SA	CPL302090080MO	CPL302090080CO	CPL302090080GR	CPL302090080BM	408 €
100x80	CPL302100080WM	CPL302100080CR	CPL302100080SA	CPL302100080MO	CPL302100080CO	CPL302100080GR	CPL302100080BM	416 €
110x80	CPL302110080WM	CPL302110080CR	CPL302110080SA	CPL302110080MO	CPL302110080CO	CPL302110080GR	CPL302110080BM	431 €
120x80	CPL302120080WM	CPL302120080CR	CPL302120080SA	CPL302120080MO	CPL302120080CO	CPL302120080GR	CPL302120080BM	454 €
130x80	CPL302130080WM	CPL302130080CR	CPL302130080SA	CPL302130080MO	CPL302130080CO	CPL302130080GR	CPL302130080BM	485 €
140x80	CPL302140080WM	CPL302140080CR	CPL302140080SA	CPL302140080MO	CPL302140080CO	CPL302140080GR	CPL302140080BM	510 €
150x80	CPL302150080WM	CPL302150080CR	CPL302150080SA	CPL302150080MO	CPL302150080CO	CPL302150080GR	CPL302150080BM	544 €
160x80	CPL302160080WM	CPL302160080CR	CPL302160080SA	CPL302160080MO	CPL302160080CO	CPL302160080GR	CPL302160080BM	573 €
170x80	CPL302170080WM	CPL302170080CR	CPL302170080SA	CPL302170080MO	CPL302170080CO	CPL302170080GR	CPL302170080BM	619 €
180x80	CPL302180080WM	CPL302180080CR	CPL302180080SA	CPL302180080MO	CPL302180080CO	CPL302180080GR	CPL302180080BM	651 €
190x80	CPL302190080WM	CPL302190080CR	CPL302190080SA	CPL302190080MO	CPL302190080CO	CPL302190080GR	CPL302190080BM	720 €
200x80	CPL302200080WM	CPL302200080CR	CPL302200080SA	CPL302200080MO	CPL302200080CO	CPL302200080GR	CPL302200080BM	758 €
210x80	CPL302210080WM	CPL302210080CR	CPL302210080SA	CPL302210080MO	CPL302210080CO	CPL302210080GR	CPL302210080BM	826 €
220x80	CPL302220080WM	CPL302220080CR	CPL302220080SA	CPL302220080MO	CPL302220080CO	CPL302220080GR	CPL302220080BM	869 €

COLOR MATERIA	
CPL302080070CMA	553 €*
CPL302090070CMA	559 €*
CPL302100070CMA	565 €*
CPL302110070CMA	572 €*
CPL302120070CMA	602 €*
CPL302130070CMA	727 €*
CPL302140070CMA	735 €*
CPL302150070CMA	751 €*
CPL302160070CMA	791 €*
CPL302170070CMA	834 €*
CPL302180070CMA	878 €*
CPL302190070CMA	926 €*
CPL302200070CMA	975 €*
CPL302210070CMA	1.025 €*
CPL302220070CMA	1.079 €*
CPL302080080CMA	572 €*
CPL302090080CMA	580 €*
CPL302100080CMA	588 €*
CPL302110080CMA	595 €*
CPL302120080CMA	626 €*
CPL302130080CMA	727 €*
CPL302140080CMA	765 €*
CPL302150080CMA	787 €*
CPL302160080CMA	828 €*
CPL302170080CMA	861 €*
CPL302180080CMA	906 €*
CPL302190080CMA	962 €*
CPL302200080CMA	1.013 €*
CPL302210080CMA	1.068 €*
CPL302220080CMA	1.124 €*

Plato de ducha a medida / Shower tray made to measure / Receveur de douche sur mesure

	White	Cream	Sand	Moka	Cocoa	Grey	Black	
90x90	CPL302090090WM	CPL302090090CR	CPL302090090SA	CPL302090090MO	CPL302090090CO	CPL302090090GR	CPL302090090BM	426 €
100x90	CPL302100090WM	CPL302100090CR	CPL302100090SA	CPL302100090MO	CPL302100090CO	CPL302100090GR	CPL302100090BM	448 €
110x90	CPL302110090WM	CPL302110090CR	CPL302110090SA	CPL302110090MO	CPL302110090CO	CPL302110090GR	CPL302110090BM	471 €
120x90	CPL302120090WM	CPL302120090CR	CPL302120090SA	CPL302120090MO	CPL302120090CO	CPL302120090GR	CPL302120090BM	496 €
130x90	CPL302130090WM	CPL302130090CR	CPL302130090SA	CPL302130090MO	CPL302130090CO	CPL302130090GR	CPL302130090BM	530 €
140x90	CPL302140090WM	CPL302140090CR	CPL302140090SA	CPL302140090MO	CPL302140090CO	CPL302140090GR	CPL302140090BM	558 €
150x90	CPL302150090WM	CPL302150090CR	CPL302150090SA	CPL302150090MO	CPL302150090CO	CPL302150090GR	CPL302150090BM	595 €
160x90	CPL302160090WM	CPL302160090CR	CPL302160090SA	CPL302160090MO	CPL302160090CO	CPL302160090GR	CPL302160090BM	626 €
170x90	CPL302170090WM	CPL302170090CR	CPL302170090SA	CPL302170090MO	CPL302170090CO	CPL302170090GR	CPL302170090BM	700 €
180x90	CPL302180090WM	CPL302180090CR	CPL302180090SA	CPL302180090MO	CPL302180090CO	CPL302180090GR	CPL302180090BM	737 €
190x90	CPL302190090WM	CPL302190090CR	CPL302190090SA	CPL302190090MO	CPL302190090CO	CPL302190090GR	CPL302190090BM	799 €
200x90	CPL302200090WM	CPL302200090CR	CPL302200090SA	CPL302200090MO	CPL302200090CO	CPL302200090GR	CPL302200090BM	841 €
210x90	CPL302210090WM	CPL302210090CR	CPL302210090SA	CPL302210090MO	CPL302210090CO	CPL302210090GR	CPL302210090BM	917 €
220x90	CPL302220090WM	CPL302220090CR	CPL302220090SA	CPL302220090MO	CPL302220090CO	CPL302220090GR	CPL302220090BM	965 €
100x100	CPL302100100WM	CPL302100100CR	CPL302100100SA	CPL302100100MO	CPL302100100CO	CPL302100100GR	CPL302100100BM	517 €
110x100	CPL302110100WM	CPL302110100CR	CPL302110100SA	CPL302110100MO	CPL302110100CO	CPL302110100GR	CPL302110100BM	544 €
120x100	CPL302120100WM	CPL302120100CR	CPL302120100SA	CPL302120100MO	CPL302120100CO	CPL302120100GR	CPL302120100BM	573 €
130x100	CPL302130100WM	CPL302130100CR	CPL302130100SA	CPL302130100MO	CPL302130100CO	CPL302130100GR	CPL302130100BM	632 €
140x100	CPL302140100WM	CPL302140100CR	CPL302140100SA	CPL302140100MO	CPL302140100CO	CPL302140100GR	CPL302140100BM	665 €
150x100	CPL302150100WM	CPL302150100CR	CPL302150100SA	CPL302150100MO	CPL302150100CO	CPL302150100GR	CPL302150100BM	673 €
160x100	CPL302160100WM	CPL302160100CR	CPL302160100SA	CPL302160100MO	CPL302160100CO	CPL302160100GR	CPL302160100BM	708 €
170x100	CPL302170100WM	CPL302170100CR	CPL302170100SA	CPL302170100MO	CPL302170100CO	CPL302170100GR	CPL302170100BM	773 €
180x100	CPL302180100WM	CPL302180100CR	CPL302180100SA	CPL302180100MO	CPL302180100CO	CPL302180100GR	CPL302180100BM	814 €
190x100	CPL302190100WM	CPL302190100CR	CPL302190100SA	CPL302190100MO	CPL302190100CO	CPL302190100GR	CPL302190100BM	941 €
200x100	CPL302200100WM	CPL302200100CR	CPL302200100SA	CPL302200100MO	CPL302200100CO	CPL302200100GR	CPL302200100BM	990 €
210x100	CPL302210100WM	CPL302210100CR	CPL302210100SA	CPL302210100MO	CPL302210100CO	CPL302210100GR	CPL302210100BM	1.069 €
220x100	CPL302220100WM	CPL302220100CR	CPL302220100SA	CPL302220100MO	CPL302220100CO	CPL302220100GR	CPL302220100BM	1.125 €

COLOR MATERIA	
CPL302090090CMA	589 €*
CPL302100090CMA	620 €*
CPL302110090CMA	635 €*
CPL302120090CMA	668 €*
CPL302130090CMA	772 €*
CPL302140090CMA	813 €*
CPL302150090CMA	837 €*
CPL302160090CMA	881 €*
CPL302170090CMA	942 €*
CPL302180090CMA	992 €*
CPL302190090CMA	1.041 €*
CPL302200090CMA	1.096 €*
CPL302210090CMA	1.159 €*
CPL302220090CMA	1.220 €*
CPL302100100CMA	689 €*
CPL302110100CMA	708 €*
CPL302120100CMA	745 €*
CPL302130100CMA	874 €*
CPL302140100CMA	920 €*
CPL302150100CMA	915 €*
CPL302160100CMA	963 €*
CPL302170100CMA	1.016 €*
CPL302180100CMA	1.069 €*
CPL302190100CMA	1.183 €*
CPL302200100CMA	1.245 €*
CPL302210100CMA	1.311 €*
CPL302220100CMA	1.380 €*

	White	Cream	Sand	Moka	Cocoa	Grey	Black	
90x90	CPL302090090SWM	CPL302090090SCR	CPL302090090SSA	CPL302090090SMO	CPL302090090SSCO	CPL302090090SGR	CPL302090090SBM	441 €

COLOR MATERIA	
CPL302090090SCMA	613 €*

* Colormateria, especificar el RAL/NCS en pedido. * Colormateria, specify the RAL/NCS in the order. * Colormateria, Spécifiez le RAL/NCS dans l'ordre.

Strato

sanydur gel coat




SLATE
TEXTURE



COLOR
MATERIA




MADE
TO MEASURE




Strato 140X90 cm
PL301140090WM

Strato



Shower Trays · Sanydur Gel Coat · 78



Strato 140X90 cm
PL301140090GR


Shower Trays · Sanydur Gel Coat · 79

Strato

Strato



Strato 140X90 cm REJILL1015
PL301140090CR +



Strato 140X90 cm REJILL7006
PL301140090CO

Strato

rejilla color
color grate
grille en colour




White RAL9003



Grey RAL7036



Black RAL7021




Cream RAL1015



Sand RAL7032



Moka RAL1019



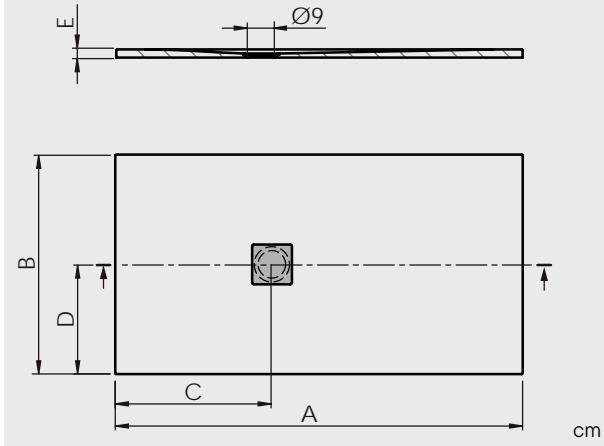
Cocoa RAL7006

Los colores de las fotografías no son vinculantes, para una mejor identificación del color, consultar carta RAL.

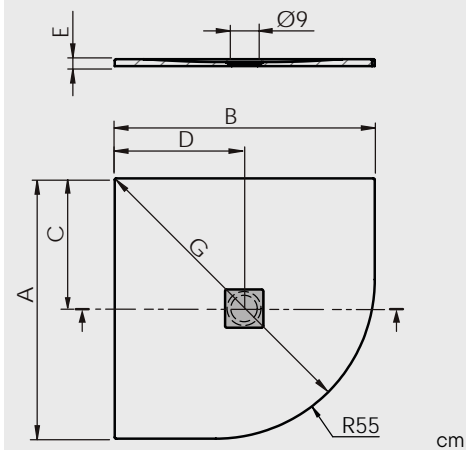
The colors of the photographs are not binding, for a better identification of the color, consult RAL card.

Les couleurs des photos peuvent être légèrement différentes. Pour une meilleure identification de la couleur, consultez les nuanciers RAL.

Strato



dim.cm	A	B	C	D	E	
80	80	70	40	35	2,4	
90	90	70	40	35	2,4	
100	100	70	40	35	2,4	
110	110	70	40	35	2,4	
120	120	70	45	35	2,4	
130	130	70	45	35	2,4	
140	x70	140	70	50	35	2,5
150	150	70	50	35	2,5	
160	160	70	52	35	2,5	
170	170	70	52	35	2,5	
180	180	70	52	35	2,7	
190	190	70	52	35	2,7	
200	200	70	52	35	2,7	



dim.cm	A	B	C	D	E	
80	80	80	40	40	2,4	
90	90	80	40	40	2,4	
100	100	80	40	40	2,4	
110	110	80	45	40	2,4	
120	120	80	45	40	2,5	
130	130	80	50	40	2,5	
140	x80	140	80	50	40	2,5
150	150	80	52	40	2,7	
160	160	80	52	40	2,7	
170	170	80	52	40	2,7	
180	180	80	52	40	2,7	
190	190	80	52	40	2,7	
200	200	80	52	40	2,7	

90	90	90	40	45	2,4	
100	100	90	40	45	2,4	
110	110	90	40	45	2,4	
120	120	90	45	45	2,4	
130	130	90	45	45	2,4	
140	x90	140	90	50	45	2,5
150	150	90	50	45	2,5	
160	160	90	52	45	2,7	
170	170	90	52	45	2,7	
180	180	90	52	45	2,7	
190	190	90	52	45	2,7	
200	200	90	52	45	2,7	


100	100	100	50	50	2,7	
110	110	100	50	50	2,7	
120	120	100	50	50	2,7	
130	130	100	50	50	2,7	
140	140	100	50	50	2,7	
150	x100	150	100	50	50	2,7
160	160	100	50	50	2,7	
170	170	100	50	50	2,7	
180	180	100	50	50	2,7	
190	190	100	50	50	2,7	
200	200	100	50	50	2,7	

dim.cm	A	B	C	D	E	
90	x90	90	90	45	45	2,4

Accesorios / Accessories / Accessoires



rejilla color
color grate
grille en couleur



White REJILL9003
Cream REJILL1015
Sand REJILL7032
Moka REJILL1019
Cocoa REJILL7006
Grey REJILL7036
Black REJILL7021

35 €*
90 €*
REJILLACMA



REJILLACMA 90 €*
COLOR MATERIA



Desagüe Ø90 h 74 mm
Waste Ø90 h 74 mm
Bonde Ø90 h 74 mm

ACC655

28 €



Desagüe vertical Ø90 h 100 mm
Vertical waste Ø90 h 100 mm
Bonde verticale Ø90 h 100 mm

ACC656

34 €



Desagüe extraplano Ø90 h 50 mm
Superslim waste Ø90 h 50 mm
Bonde superslim Ø90 h 50 mm

ACC659

30 €



Kit patas elevación platos ducha (10 uds)
Shower tray feet elevation kit (10 pcs)
Kit pieds d'élevation du receveur de douche (10 pièces)

ACC660

68 €



Kit extensión kit patas elevación platos ducha (10 uds)
Extension kit for shower tray feet elevation kit (10 pcs)
Kit d'extension pour kit pieds d'élevation du receveur de douche (10 pièces)

ACC661

30 €

* Colormateria, especificar el RAL/NCS en pedido. * Colormateria, specify the RAL/NCS in the order. * Colormateria, Spécifiez le RAL/NCS dans l'ordre.

Strato color

	White	Cream	Sand	Moka	Cocoa	Grey	Black		COLOR MATERIA
80x70	PL301080070WM	PL301080070CR	PL301080070SA	PL301080070MO	PL301080070CO	PL301080070GR	PL301080070BM	266 €	PL301080070CMA 403 €*
90x70	PL301090070WM	PL301090070CR	PL301090070SA	PL301090070MO	PL301090070CO	PL301090070GR	PL301090070BM	268 €	PL301090070CMA 404 €*
100x70	PL301100070WM	PL301100070CR	PL301100070SA	PL301100070MO	PL301100070CO	PL301100070GR	PL301100070BM	271 €	PL301100070CMA 407 €*
110x70	PL301110070WM	PL301110070CR	PL301110070SA	PL301110070MO	PL301110070CO	PL301110070GR	PL301110070BM	293 €	PL301110070CMA 424 €*
120x70	PL301120070WM	PL301120070CR	PL301120070SA	PL301120070MO	PL301120070CO	PL301120070GR	PL301120070BM	306 €	PL301120070CMA 472 €*
130x70	PL301130070WM	PL301130070CR	PL301130070SA	PL301130070MO	PL301130070CO	PL301130070GR	PL301130070BM	334 €	PL301130070CMA 494 €*
140x70	PL301140070WM	PL301140070CR	PL301140070SA	PL301140070MO	PL301140070CO	PL301140070GR	PL301140070BM	343 €	PL301140070CMA 500 €*
150x70	PL301150070WM	PL301150070CR	PL301150070SA	PL301150070MO	PL301150070CO	PL301150070GR	PL301150070BM	373 €	PL301150070CMA 524 €*
160x70	PL301160070WM	PL301160070CR	PL301160070SA	PL301160070MO	PL301160070CO	PL301160070GR	PL301160070BM	388 €	PL301160070CMA 651 €*
170x70	PL301170070WM	PL301170070CR	PL301170070SA	PL301170070MO	PL301170070CO	PL301170070GR	PL301170070BM	432 €	PL301170070CMA 685 €*
180x70	PL301180070WM	PL301180070CR	PL301180070SA	PL301180070MO	PL301180070CO	PL301180070GR	PL301180070BM	451 €	PL301180070CMA 699 €*
190x70	PL301190070WM	PL301190070CR	PL301190070SA	PL301190070MO	PL301190070CO	PL301190070GR	PL301190070BM	504 €	PL301190070CMA 740 €*
200x70	PL301200070WM	PL301200070CR	PL301200070SA	PL301200070MO	PL301200070CO	PL301200070GR	PL301200070BM	536 €	PL301200070CMA 765 €*
80x80	PL301080080WM	PL301080080CR	PL301080080SA	PL301080080MO	PL301080080CO	PL301080080GR	PL301080080BM	274 €	PL301080080CMA 409 €*
90x80	PL301090080WM	PL301090080CR	PL301090080SA	PL301090080MO	PL301090080CO	PL301090080GR	PL301090080BM	284 €	PL301090080CMA 417 €*
100x80	PL301100080WM	PL301100080CR	PL301100080SA	PL301100080MO	PL301100080CO	PL301100080GR	PL301100080BM	294 €	PL301100080CMA 425 €*
110x80	PL301110080WM	PL301110080CR	PL301110080SA	PL301110080MO	PL301110080CO	PL301110080GR	PL301110080BM	309 €	PL301110080CMA 449 €*
120x80	PL301120080WM	PL301120080CR	PL301120080SA	PL301120080MO	PL301120080CO	PL301120080GR	PL301120080BM	325 €	PL301120080CMA 487 €*
130x80	PL301130080WM	PL301130080CR	PL301130080SA	PL301130080MO	PL301130080CO	PL301130080GR	PL301130080BM	348 €	PL301130080CMA 505 €*
140x80	PL301140080WM	PL301140080CR	PL301140080SA	PL301140080MO	PL301140080CO	PL301140080GR	PL301140080BM	367 €	PL301140080CMA 519 €*
150x80	PL301150080WM	PL301150080CR	PL301150080SA	PL301150080MO	PL301150080CO	PL301150080GR	PL301150080BM	394 €	PL301150080CMA 540 €*
160x80	PL301160080WM	PL301160080CR	PL301160080SA	PL301160080MO	PL301160080CO	PL301160080GR	PL301160080BM	418 €	PL301160080CMA 674 €*
170x80	PL301170080WM	PL301170080CR	PL301170080SA	PL301170080MO	PL301170080CO	PL301170080GR	PL301170080BM	456 €	PL301170080CMA 703 €*
180x80	PL301180080WM	PL301180080CR	PL301180080SA	PL301180080MO	PL301180080CO	PL301180080GR	PL301180080BM	473 €	PL301180080CMA 716 €*
190x80	PL301190080WM	PL301190080CR	PL301190080SA	PL301190080MO	PL301190080CO	PL301190080GR	PL301190080BM	498 €	PL301190080CMA 735 €*
200x80	PL301200080WM	PL301200080CR	PL301200080SA	PL301200080MO	PL301200080CO	PL301200080GR	PL301200080BM	560 €	PL301200080CMA 783 €*

Plato de ducha / Shower tray / Receveur de douche

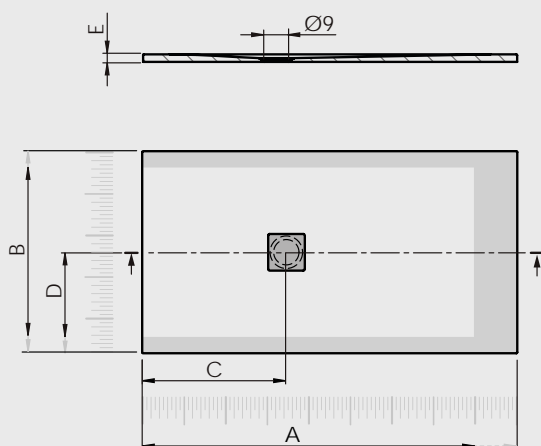
	White	Cream	Sand	Moka	Cocoa	Grey	Black		COLOR MATERIA
90x90	PL301090090WM	PL301090090CR	PL301090090SA	PL301090090MO	PL301090090CO	PL301090090GR	PL301090090BM	309 €	PL301090090CMA 436 €*
100x90	PL301100090WM	PL301100090CR	PL301100090SA	PL301100090MO	PL301100090CO	PL301100090GR	PL301100090BM	320 €	PL301100090CMA 445 €*
110x90	PL301110090WM	PL301110090CR	PL301110090SA	PL301110090MO	PL301110090CO	PL301110090GR	PL301110090BM	347 €	PL301110090CMA 465 €*
120x90	PL301120090WM	PL301120090CR	PL301120090SA	PL301120090MO	PL301120090CO	PL301120090GR	PL301120090BM	359 €	PL301120090CMA 513 €*
130x90	PL301130090WM	PL301130090CR	PL301130090SA	PL301130090MO	PL301130090CO	PL301130090GR	PL301130090BM	391 €	PL301130090CMA 538 €*
140x90	PL301140090WM	PL301140090CR	PL301140090SA	PL301140090MO	PL301140090CO	PL301140090GR	PL301140090BM	406 €	PL301140090CMA 549 €*
150x90	PL301150090WM	PL301150090CR	PL301150090SA	PL301150090MO	PL301150090CO	PL301150090GR	PL301150090BM	434 €	PL301150090CMA 571 €*
160x90	PL301160090WM	PL301160090CR	PL301160090SA	PL301160090MO	PL301160090CO	PL301160090GR	PL301160090BM	445 €	PL301160090CMA 695 €*
170x90	PL301170090WM	PL301170090CR	PL301170090SA	PL301170090MO	PL301170090CO	PL301170090GR	PL301170090BM	506 €	PL301170090CMA 742 €*
180x90	PL301180090WM	PL301180090CR	PL301180090SA	PL301180090MO	PL301180090CO	PL301180090GR	PL301180090BM	534 €	PL301180090CMA 763 €*
190x90	PL301190090WM	PL301190090CR	PL301190090SA	PL301190090MO	PL301190090CO	PL301190090GR	PL301190090BM	592 €	PL301190090CMA 807 €*
200x90	PL301200090WM	PL301200090CR	PL301200090SA	PL301200090MO	PL301200090CO	PL301200090GR	PL301200090BM	616 €	PL301200090CMA 827 €*
100x100	PL301100100WM	PL301100100CR	PL301100100SA	PL301100100MO	PL301100100CO	PL301100100GR	PL301100100BM	370 €	PL301100100CMA 483 €*
110x100	PL301110100WM	PL301110100CR	PL301110100SA	PL301110100MO	PL301110100CO	PL301110100GR	PL301110100BM	399 €	PL301110100CMA 505 €*
120x100	PL301120100WM	PL301120100CR	PL301120100SA	PL301120100MO	PL301120100CO	PL301120100GR	PL301120100BM	414 €	PL301120100CMA 517 €*
130x100	PL301130100WM	PL301130100CR	PL301130100SA	PL301130100MO	PL301130100CO	PL301130100GR	PL301130100BM	461 €	PL301130100CMA 592 €*
140x100	PL301140100WM	PL301140100CR	PL301140100SA	PL301140100MO	PL301140100CO	PL301140100GR	PL301140100BM	484 €	PL301140100CMA 610 €*
150x100	PL301150100WM	PL301150100CR	PL301150100SA	PL301150100MO	PL301150100CO	PL301150100GR	PL301150100BM	509 €	PL301150100CMA 628 €*
160x100	PL301160100WM	PL301160100CR	PL301160100SA	PL301160100MO	PL301160100CO	PL301160100GR	PL301160100BM	518 €	PL301160100CMA 751 €*
170x100	PL301170100WM	PL301170100CR	PL301170100SA	PL301170100MO	PL301170100CO	PL301170100GR	PL301170100BM	573 €	PL301170100CMA 793 €*
180x100	PL301180100WM	PL301180100CR	PL301180100SA	PL301180100MO	PL301180100CO	PL301180100GR	PL301180100BM	596 €	PL301180100CMA 810 €*
190x100	PL301190100WM	PL301190100CR	PL301190100SA	PL301190100MO	PL301190100CO	PL301190100GR	PL301190100BM	689 €	PL301190100CMA 882 €*
200x100	PL301200100WM	PL301200100CR	PL301200100SA	PL301200100MO	PL301200100CO	PL301200100GR	PL301200100BM	735 €	PL301200100CMA 918 €*

Strato

	White	Cream	Sand	Moka	Cocoa	Grey	Black		COLOR MATERIA
90x90	PL301090090SWM	PL301090090SCR	PL301090090SSA	PL301090090SMO	PL301090090SCO	PL301090090SGR	PL301090090SBM	309 €	PL301090090SCMA 436 €*

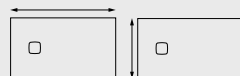
* Colormateria, especificar el RAL/NCS en pedido. * Colormateria, specify the RAL/NCS in the order. * Colormateria, Spécifiez le RAL/NCS dans l'ordre.

Strato made to measure



Platos de ducha a la medida
Made to measure shower trays
Receveurs sur mesure

cm

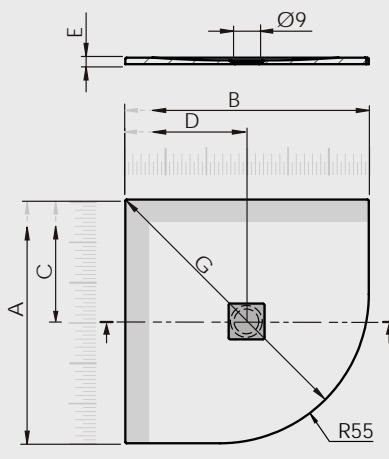


dim.cm	A	B	C	D	E
80	70-79	60-69	40	35-39,5	2,4
90	81-89	60-69	40	35-39,5	2,4
100	91-99	60-69	40	35-39,5	2,4
110	101-109	60-69	40	35-39,5	2,4
120	111-119	60-69	45	35-39,5	2,4
130	121-129	60-69	45	35-39,5	2,4
140	x70 131-139	60-69	50	35-39,5	2,5
150	141-149	60-69	50	35-39,5	2,5
160	151-159	60-69	52	35-39,5	2,5
170	161-169	60-69	52	35-39,5	2,5
180	171-179	60-69	52	35-39,5	2,7
190	181-189	60-69	52	35-39,5	2,7
200	191-199	60-69	52	35-39,5	2,7

A / B Especificar la medida exacta, largo x ancho en cm en pedido.

Specify the exact dimensions, length and width in cm in the order.

Précisez taille exacte longueur x largeur en cm, dans de la commande.



cm



dim.cm	A	B	C	D	E
80	70-79	70-79	40	35-39,5	2,4
90	80-89	70-79	40	35-39,5	2,4
100	90-99	70-79	40	35-39,5	2,4
110	100-109	70-79	45	35-39,5	2,4
120	110-119	70-79	45	35-39,5	2,5
130	121-129	70-79	50	35-39,5	2,5
140	x80 131-139	70-79	50	35-39,5	2,5
150	141-149	70-79	52	35-39,5	2,7
160	151-159	70-79	52	35-39,5	2,7
170	161-169	70-79	52	35-39,5	2,7
180	171-179	70-79	52	35-39,5	2,7
190	181-189	70-79	52	35-39,5	2,7
200	191-199	70-79	52	35-39,5	2,7

90	80-89	80-89	40	40-44,5	2,4
100	90-99	80-89	40	40-44,5	2,4
110	100-109	80-89	40	40-44,5	2,4
120	110-119	80-89	45	40-44,5	2,4
130	121-129	80-89	45	40-44,5	2,4
140	x90 131-139	80-89	50	40-44,5	2,5
150	141-149	80-89	50	40-44,5	2,5
160	151-159	80-89	52	40-44,5	2,7
170	161-169	80-89	52	40-44,5	2,7
180	171-179	80-89	52	40-44,5	2,7
190	181-189	80-89	52	40-44,5	2,7
200	191-199	80-89	52	40-44,5	2,7

100	90-99	90-99	50	45-49,5	2,7
110	100-109	90-99	50	45-49,5	2,7
120	110-119	90-99	50	45-49,5	2,7
130	121-129	90-99	50	45-49,5	2,7
140	131-139	90-99	50	45-49,5	2,7
150	x100 141-149	90-99	50	45-49,5	2,7
160	151-159	90-99	50	45-49,5	2,7
170	161-169	90-99	50	45-49,5	2,7
180	171-179	90-99	50	45-49,5	2,7
190	181-189	90-99	50	45-49,5	2,7
200	191-199	90-99	50	45-49,5	2,7




dim.cm	A	B	C	D	E
90	x90 80-99	80-99	45	45	2,4

Accesorios / Accessories / Accessoires



rejilla color
color grate
grille en couleur



White REJILL9003
Cream REJILL1015
Sand REJILL7032
Moka REJILL1019
Cocoa REJILL7006
Grey REJILL7036
Black REJILL7021

35 €*
REJILLACMA 90 €*
COLOR MATERIA



Desagüe Ø90 h 74 mm
Waste Ø90 h 74 mm
Bonde Ø90 h 74 mm

ACC655

28 €



Desagüe vertical Ø90 h 100 mm
Vertical waste Ø90 h 100 mm
Bonde verticale Ø90 h 100 mm

ACC656

34 €



Desagüe extraplano Ø90 h 50 mm
Superslim waste Ø90 h 50 mm
Bonde superslim Ø90 h 50 mm

ACC659

30 €



Kit patas elevación platos ducha (10 uds)
Shower tray feet elevation kit (10 pcs)
Kit pieds d'élevation du receveur de douche (10 pièces)

ACC660

68 €



Kit extensión kit patas elevación platos ducha (10 uds)
Extension kit for shower tray feet elevation kit (10 pcs)
Kit d'extension pour kit pieds d'élevation du receveur de douche (10 pièces)

ACC661

30 €

* Colormateria, especificar el RAL/NCS en pedido. * Colormateria, specify the RAL/NCS in the order. * Colormateria, Spécifiez le RAL/NCS dans l'ordre.

Strato

made to measure

	White	Cream	Sand	Moka	Cocoa	Grey	Black	
80x70	CPL301080070WM	CPL301080070CR	CPL301080070SA	CPL301080070MO	CPL301080070CO	CPL301080070GR	CPL301080070BM	321 €
90x70	CPL301090070WM	CPL301090070CR	CPL301090070SA	CPL301090070MO	CPL301090070CO	CPL301090070GR	CPL301090070BM	323 €
100x70	CPL301100070WM	CPL301100070CR	CPL301100070SA	CPL301100070MO	CPL301100070CO	CPL301100070GR	CPL301100070BM	326 €
110x70	CPL301110070WM	CPL301110070CR	CPL301110070SA	CPL301110070MO	CPL301110070CO	CPL301110070GR	CPL301110070BM	348 €
120x70	CPL301120070WM	CPL301120070CR	CPL301120070SA	CPL301120070MO	CPL301120070CO	CPL301120070GR	CPL301120070BM	361 €
130x70	CPL301130070WM	CPL301130070CR	CPL301130070SA	CPL301130070MO	CPL301130070CO	CPL301130070GR	CPL301130070BM	394 €
140x70	CPL301140070WM	CPL301140070CR	CPL301140070SA	CPL301140070MO	CPL301140070CO	CPL301140070GR	CPL301140070BM	403 €
150x70	CPL301150070WM	CPL301150070CR	CPL301150070SA	CPL301150070MO	CPL301150070CO	CPL301150070GR	CPL301150070BM	433 €
160x70	CPL301160070WM	CPL301160070CR	CPL301160070SA	CPL301160070MO	CPL301160070CO	CPL301160070GR	CPL301160070BM	448 €
170x70	CPL301170070WM	CPL301170070CR	CPL301170070SA	CPL301170070MO	CPL301170070CO	CPL301170070GR	CPL301170070BM	502 €
180x70	CPL301180070WM	CPL301180070CR	CPL301180070SA	CPL301180070MO	CPL301180070CO	CPL301180070GR	CPL301180070BM	521 €
190x70	CPL301190070WM	CPL301190070CR	CPL301190070SA	CPL301190070MO	CPL301190070CO	CPL301190070GR	CPL301190070BM	574 €
200x70	CPL301200070WM	CPL301200070CR	CPL301200070SA	CPL301200070MO	CPL301200070CO	CPL301200070GR	CPL301200070BM	606 €
80x80	CPL301080080WM	CPL301080080CR	CPL301080080SA	CPL301080080MO	CPL301080080CO	CPL301080080GR	CPL301080080BM	329 €
90x80	CPL301090080WM	CPL301090080CR	CPL301090080SA	CPL301090080MO	CPL301090080CO	CPL301090080GR	CPL301090080BM	339 €
100x80	CPL301100080WM	CPL301100080CR	CPL301100080SA	CPL301100080MO	CPL301100080CO	CPL301100080GR	CPL301100080BM	349 €
110x80	CPL301110080WM	CPL301110080CR	CPL301110080SA	CPL301110080MO	CPL301110080CO	CPL301110080GR	CPL301110080BM	380 €
120x80	CPL301120080WM	CPL301120080CR	CPL301120080SA	CPL301120080MO	CPL301120080CO	CPL301120080GR	CPL301120080BM	380 €
130x80	CPL301130080WM	CPL301130080CR	CPL301130080SA	CPL301130080MO	CPL301130080CO	CPL301130080GR	CPL301130080BM	408 €
140x80	CPL301140080WM	CPL301140080CR	CPL301140080SA	CPL301140080MO	CPL301140080CO	CPL301140080GR	CPL301140080BM	427 €
150x80	CPL301150080WM	CPL301150080CR	CPL301150080SA	CPL301150080MO	CPL301150080CO	CPL301150080GR	CPL301150080BM	454 €
160x80	CPL301160080WM	CPL301160080CR	CPL301160080SA	CPL301160080MO	CPL301160080CO	CPL301160080GR	CPL301160080BM	478 €
170x80	CPL301170080WM	CPL301170080CR	CPL301170080SA	CPL301170080MO	CPL301170080CO	CPL301170080GR	CPL301170080BM	526 €
180x80	CPL301180080WM	CPL301180080CR	CPL301180080SA	CPL301180080MO	CPL301180080CO	CPL301180080GR	CPL301180080BM	543 €
190x80	CPL301190080WM	CPL301190080CR	CPL301190080SA	CPL301190080MO	CPL301190080CO	CPL301190080GR	CPL301190080BM	568 €
200x80	CPL301200080WM	CPL301200080CR	CPL301200080SA	CPL301200080MO	CPL301200080CO	CPL301200080GR	CPL301200080BM	630 €

COLOR MATERIA	
CPL301080070CMA	458 €* €
CPL301090070CMA	459 €* €
CPL301100070CMA	462 €* €
CPL301110070CMA	479 €* €
CPL301120070CMA	527 €* €
CPL301130070CMA	554 €* €
CPL301140070CMA	560 €* €
CPL301150070CMA	584 €* €
CPL301160070CMA	711 €* €
CPL301170070CMA	755 €* €
CPL301180070CMA	769 €* €
CPL301190070CMA	810 €* €
CPL301200070CMA	835 €* €
CPL301080080CMA	464 €* €
CPL301090080CMA	472 €* €
CPL301100080CMA	480 €* €
CPL301110080CMA	504 €* €
CPL301120080CMA	552 €* €
CPL301130080CMA	565 €* €
CPL301140080CMA	579 €* €
CPL301150080CMA	600 €* €
CPL301160080CMA	734 €* €
CPL301170080CMA	773 €* €
CPL301180080CMA	786 €* €
CPL301190080CMA	805 €* €
CPL301200080CMA	853 €* €

Plato de ducha a medida / Shower tray made to measure / Receveur de douche sur mesure

	White	Cream	Sand	Moka	Cocoa	Grey	Black	
90x90	CPL301090090WM	CPL301090090CR	CPL301090090SA	CPL301090090MO	CPL301090090CO	CPL301090090GR	CPL301090090BM	364 €
100x90	CPL301100090WM	CPL301100090CR	CPL301100090SA	CPL301100090MO	CPL301100090CO	CPL301100090GR	CPL301100090BM	375 €
110x90	CPL301110090WM	CPL301110090CR	CPL301110090SA	CPL301110090MO	CPL301110090CO	CPL301110090GR	CPL301110090BM	402 €
120x90	CPL301120090WM	CPL301120090CR	CPL301120090SA	CPL301120090MO	CPL301120090CO	CPL301120090GR	CPL301120090BM	414 €
130x90	CPL301130090WM	CPL301130090CR	CPL301130090SA	CPL301130090MO	CPL301130090CO	CPL301130090GR	CPL301130090BM	451 €
140x90	CPL301140090WM	CPL301140090CR	CPL301140090SA	CPL301140090MO	CPL301140090CO	CPL301140090GR	CPL301140090BM	466 €
150x90	CPL301150090WM	CPL301150090CR	CPL301150090SA	CPL301150090MO	CPL301150090CO	CPL301150090GR	CPL301150090BM	494 €
160x90	CPL301160090WM	CPL301160090CR	CPL301160090SA	CPL301160090MO	CPL301160090CO	CPL301160090GR	CPL301160090BM	505 €
170x90	CPL301170090WM	CPL301170090CR	CPL301170090SA	CPL301170090MO	CPL301170090CO	CPL301170090GR	CPL301170090BM	576 €
180x90	CPL301180090WM	CPL301180090CR	CPL301180090SA	CPL301180090MO	CPL301180090CO	CPL301180090GR	CPL301180090BM	604 €
190x90	CPL301190090WM	CPL301190090CR	CPL301190090SA	CPL301190090MO	CPL301190090CO	CPL301190090GR	CPL301190090BM	662 €
200x90	CPL301200090WM	CPL301200090CR	CPL301200090SA	CPL301200090MO	CPL301200090CO	CPL301200090GR	CPL301200090BM	686 €
100x100	CPL301100100WM	CPL301100100CR	CPL301100100SA	CPL301100100MO	CPL301100100CO	CPL301100100GR	CPL301100100BM	425 €
110x100	CPL301110100WM	CPL301110100CR	CPL301110100SA	CPL301110100MO	CPL301110100CO	CPL301110100GR	CPL301110100BM	454 €
120x100	CPL301120100WM	CPL301120100CR	CPL301120100SA	CPL301120100MO	CPL301120100CO	CPL301120100GR	CPL301120100BM	469 €
130x100	CPL301130100WM	CPL301130100CR	CPL301130100SA	CPL301130100MO	CPL301130100CO	CPL301130100GR	CPL301130100BM	521 €
140x100	CPL301140100WM	CPL301140100CR	CPL301140100SA	CPL301140100MO	CPL301140100CO	CPL301140100GR	CPL301140100BM	544 €
150x100	CPL301150100WM	CPL301150100CR	CPL301150100SA	CPL301150100MO	CPL301150100CO	CPL301150100GR	CPL301150100BM	569 €
160x100	CPL301160100WM	CPL301160100CR	CPL301160100SA	CPL301160100MO	CPL301160100CO	CPL301160100GR	CPL301160100BM	578 €
170x100	CPL301170100WM	CPL301170100CR	CPL301170100SA	CPL301170100MO	CPL301170100CO	CPL301170100GR	CPL301170100BM	643 €
180x100	CPL301180100WM	CPL301180100CR	CPL301180100SA	CPL301180100MO	CPL301180100CO	CPL301180100GR	CPL301180100BM	666 €
190x100	CPL301190100WM	CPL301190100CR	CPL301190100SA	CPL301190100MO	CPL301190100CO	CPL301190100GR	CPL301190100BM	759 €
200x100	CPL301200100WM	CPL301200100CR	CPL301200100SA	CPL301200100MO	CPL301200100CO	CPL301200100GR	CPL301200100BM	805 €

COLOR MATERIA	
CPL301090090CMA	491 €* €
CPL301100090CMA	500 €* €
CPL301110090CMA	520 €* €
CPL301120090CMA	568 €* €
CPL301130090CMA	598 €* €
CPL301140090CMA	609 €* €
CPL301150090CMA	631 €* €
CPL301160090CMA	755 €* €
CPL301170090CMA	812 €* €
CPL301180090CMA	833 €* €
CPL301190090CMA	877 €* €
CPL301200090CMA	897 €* €
CPL301100100CMA	538 €* €
CPL301110100CMA	560 €* €
CPL301120100CMA	572 €* €
CPL301130100CMA	652 €* €
CPL301140100CMA	670 €* €
CPL301150100CMA	688 €* €
CPL301160100CMA	811 €* €
CPL301170100CMA	863 €* €
CPL301180100CMA	880 €* €
CPL301190100CMA	952 €* €
CPL301200100CMA	988 €* €

	White	Cream	Sand	Moka	Cocoa	Grey	Black	
90x90	CPL301090090SWM	CPL301090090SCR	CPL301090090SSA	CPL301090090SMO	CPL301090090SCO	CPL301090090SGR	CPL301090090SBM	364 €
COLOR MATERIA	CPL301090090SCMA							491 €* €

* Colormateria, especificar el RAL/NCS en pedido. * Colormateria, specify the RAL/NCS in the order. * Colormateria, Spécifiez le RAL/NCS dans l'ordre.

Clever

sanydur gel coat



SLATE
TEXTURE



COLOR
MATERIA




MADE
TO MEASURE

+ Clever series



Lavabo
Washbasin
Vasque



Clever 120x90 anthracite
PL304120090AN

Clever



White RAL9016



Cream RAL1013



Cappuccino NCS 6010-Y30R



Elephant grey NCS 5005-Y50R



Light concrete RAL 7035



Concrete RAL 7030

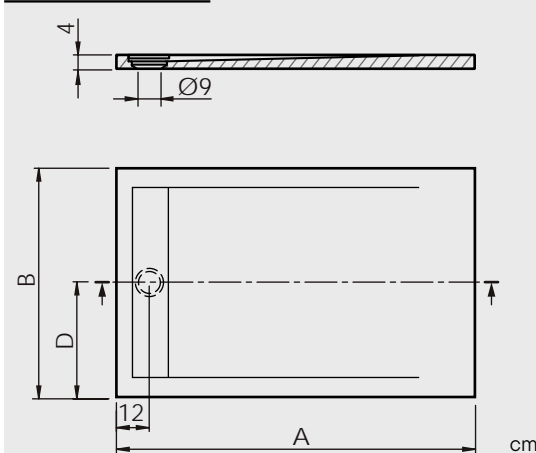


Anthacite RAL7016

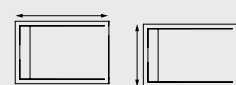
Los colores de las fotografías no son vinculantes, para una mejor identificación del color, consultar carta RAL.

The colors of the photographs are not binding, for a better identification of the color, consult RAL card.

Les couleurs des photos peuvent être légèrement différentes. Pour une meilleure identification de la couleur, consultez les nuanciers RAL.



dim.cm	A	B	D
100	100	80	40
110	110	80	40
120	120	80	40
130	130	80	40
140	140	80	40
150	150	80	40
160	160	80	40
170	170	80	40
180	180	80	40
190	190	80	40
200	200	80	40
210	210	80	40



dim.cm	A	B	D
100	100	90	45
110	110	90	45
120	120	90	45
130	130	90	45
140	140	90	45
150	150	90	45
160	160	90	45
170	170	90	45
180	180	90	45
190	190	90	45
200	200	90	45
210	210	90	45
100	100	100	50
110	110	100	50
120	120	100	50
130	130	100	50
140	140	100	50
150	150	100	50
160	160	100	50
170	170	100	50
180	180	100	50
190	190	100	50
200	200	100	50
210	210	100	50

Accesorios / Accessories / Accessoires



Desagüe Ø90 h 74 mm
Waste Ø90 h 74 mm
Bonde Ø90 h 74 mm

ACC655
28 €



Desagüe vertical Ø90 h 100 mm
Vertical waste Ø90 h 100 mm
Bonde verticale Ø90 h 100 mm

ACC656
34 €



Desagüe extraplano Ø90 h 50 mm
Superslim waste Ø90 h 50 mm
Bonde superslim Ø90 h 50 mm

ACC659
30 €



Kit patas elevación platos ducha (10 uds)
Shower tray feet elevation kit (10 pcs)
Kit pieds d'élévation du receveur de douche (10 pièces)


ACC660
68 €



Kit extensión kit patas elevación platos ducha (10 uds)
Extension kit for shower tray feet elevation kit (10 pcs)
Kit d'extension pour kit pieds d'élévation du receveur de douche (10 pièces)

ACC661
30 €

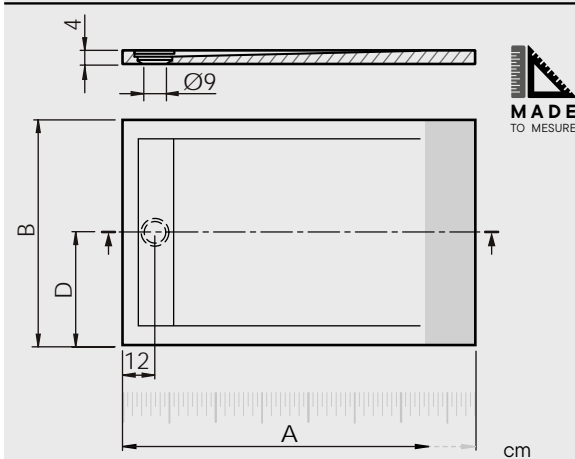
Plato de ducha / Shower tray / Receveur de douche



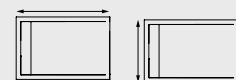
dim.cm	White	Cream	Cappuccino	Elephant grey	Light concrete	Concrete	Anthracite	Price	Color Materia Code	Price
100x80	PL304100080WM	PL304100080CR	PL304100080CA	PL304100080EG	PL304100080LC	PL304100080CT	PL304100080AN	562 €	PL304100080CMA	663 €*
110x80	PL304110080WM	PL304110080CR	PL304110080CA	PL304110080EG	PL304110080LC	PL304110080CT	PL304110080AN	615 €	PL304110080CMA	728 €*
120x80	PL304120080WM	PL304120080CR	PL304120080CA	PL304120080EG	PL304120080LC	PL304120080CT	PL304120080AN	647 €	PL304120080CMA	766 €*
130x80	PL304130080WM	PL304130080CR	PL304130080CA	PL304130080EG	PL304130080LC	PL304130080CT	PL304130080AN	718 €	PL304130080CMA	850 €*
140x80	PL304140080WM	PL304140080CR	PL304140080CA	PL304140080EG	PL304140080LC	PL304140080CT	PL304140080AN	756 €	PL304140080CMA	895 €*
150x80	PL304150080WM	PL304150080CR	PL304150080CA	PL304150080EG	PL304150080LC	PL304150080CT	PL304150080AN	820 €	PL304150080CMA	974 €*
160x80	PL304160080WM	PL304160080CR	PL304160080CA	PL304160080EG	PL304160080LC	PL304160080CT	PL304160080AN	863 €	PL304160080CMA	1.025 €*
170x80	PL304170080WM	PL304170080CR	PL304170080CA	PL304170080EG	PL304170080LC	PL304170080CT	PL304170080AN	873 €	PL304170080CMA	1.037 €*
180x80	PL304180080WM	PL304180080CR	PL304180080CA	PL304180080EG	PL304180080LC	PL304180080CT	PL304180080AN	919 €	PL304180080CMA	1.092 €*
190x80	PL304190080WM	PL304190080CR	PL304190080CA	PL304190080EG	PL304190080LC	PL304190080CT	PL304190080AN	965 €	PL304190080CMA	1.147 €*
200x80	PL304200080WM	PL304200080CR	PL304200080CA	PL304200080EG	PL304200080LC	PL304200080CT	PL304200080AN	1.052 €	PL304200080CMA	1.248 €*
210x80	PL304210080WM	PL304210080CR	PL304210080CA	PL304210080EG	PL304210080LC	PL304210080CT	PL304210080AN	1.107 €	PL304210080CMA	1.314 €*
100x90	PL304100090WM	PL304100090CR	PL304100090CA	PL304100090EG	PL304100090LC	PL304100090CT	PL304100090AN	647 €	PL304100090CMA	766 €*
110x90	PL304110090WM	PL304110090CR	PL304110090CA	PL304110090EG	PL304110090LC	PL304110090CT	PL304110090AN	673 €	PL304110090CMA	797 €*
120x90	PL304120090WM	PL304120090CR	PL304120090CA	PL304120090EG	PL304120090LC	PL304120090CT	PL304120090AN	708 €	PL304120090CMA	839 €*
130x90	PL304130090WM	PL304130090CR	PL304130090CA	PL304130090EG	PL304130090LC	PL304130090CT	PL304130090AN	792 €	PL304130090CMA	939 €*
140x90	PL304140090WM	PL304140090CR	PL304140090CA	PL304140090EG	PL304140090LC	PL304140090CT	PL304140090AN	834 €	PL304140090CMA	988 €*
150x90	PL304150090WM	PL304150090CR	PL304150090CA	PL304150090EG	PL304150090LC	PL304150090CT	PL304150090AN	944 €	PL304150090CMA	1.120 €*
160x90	PL304160090WM	PL304160090CR	PL304160090CA	PL304160090EG	PL304160090LC	PL304160090CT	PL304160090AN	994 €	PL304160090CMA	1.179 €*
170x90	PL304170090WM	PL304170090CR	PL304170090CA	PL304170090EG	PL304170090LC	PL304170090CT	PL304170090AN	1.038 €	PL304170090CMA	1.228 €*
180x90	PL304180090WM	PL304180090CR	PL304180090CA	PL304180090EG	PL304180090LC	PL304180090CT	PL304180090AN	1.093 €	PL304180090CMA	1.293 €*
190x90	PL304190090WM	PL304190090CR	PL304190090CA	PL304190090EG	PL304190090LC	PL304190090CT	PL304190090AN	1.148 €	PL304190090CMA	1.358 €*
200x90	PL304200090WM	PL304200090CR	PL304200090CA	PL304200090EG	PL304200090LC	PL304200090CT	PL304200090AN	1.219 €	PL304200090CMA	1.391 €*
210x90	PL304210090WM	PL304210090CR	PL304210090CA	PL304210090EG	PL304210090LC	PL304210090CT	PL304210090AN	1.234 €	PL304210090CMA	1.464 €*
100x100	PL304100100WM	PL304100100CR	PL304100100CA	PL304100100EG	PL304100100LC	PL304100100CT	PL304100100AN	661 €	PL304100100CMA	782 €*
110x100	PL304110100WM	PL304110100CR	PL304110100CA	PL304110100EG	PL304110100LC	PL304110100CT	PL304110100AN	732 €	PL304110100CMA	865 €*
120x100	PL304120100WM	PL304120100CR	PL304120100CA	PL304120100EG	PL304120100LC	PL304120100CT	PL304120100AN	770 €	PL304120100CMA	911 €*
130x100	PL304130100WM	PL304130100CR	PL304130100CA	PL304130100EG	PL304130100LC	PL304130100CT	PL304130100AN	816 €	PL304130100CMA	963 €*
140x100	PL304140100WM	PL304140100CR	PL304140100CA	PL304140100EG	PL304140100LC	PL304140100CT	PL304140100AN	859 €	PL304140100CMA	1.014 €*
150x100	PL304150100WM	PL304150100CR	PL304150100CA	PL304150100EG	PL304150100LC	PL304150100CT	PL304150100AN	964 €	PL304150100CMA	1.140 €*
160x100	PL304160100WM	PL304160100CR	PL304160100CA	PL304160100EG	PL304160100LC	PL304160100CT	PL304160100AN	1.018 €	PL304160100CMA	1.203 €*
170x100	PL304170100WM	PL304170100CR	PL304170100CA	PL304170100EG	PL304170100LC	PL304170100CT	PL304170100AN	1.071 €	PL304170100CMA	1.267 €*
180x100	PL304180100WM	PL304180100CR	PL304180100CA	PL304180100EG	PL304180100LC	PL304180100CT	PL304180100AN	1.127 €	PL304180100CMA	1.334 €*
190x100	PL304190100WM	PL304190100CR	PL304190100CA	PL304190100EG	PL304190100LC	PL304190100CT	PL304190100AN	1.183 €	PL304190100CMA	1.401 €*
200x100	PL304200100WM	PL304200100CR	PL304200100CA	PL304200100EG	PL304200100LC	PL304200100CT	PL304200100AN	1.263 €	PL304200100CMA	1.444 €*
210x100	PL304210100WM	PL304210100CR	PL304210100CA	PL304210100EG	PL304210100LC	PL304210100CT	PL304210100AN	1.282 €	PL304210100CMA	1.520 €*

* Colormateria, especificar el RAL en pedido. * Colormateria, specify the RAL in the order. * Colormateria, Spécifiez le RAL dans l'ordre.

Clever made to measure



Platos de ducha a la medida
Made to measure shower trays
Receveurs sur mesure



dim.cm	A	B	D
100	90-100	80	40
110	101-109	80	40
120	111-119	80	40
130	121-129	80	40
140	131-139	80	40
150	141-149	80	40
160	151-159	80	40
170	161-169	80	40
180	171-179	80	40
190	181-189	80	40
200	191-199	80	40
210	201-209	80	40

dim.cm	A	B	D
100	90-100	90	45
110	101-109	90	45
120	111-119	90	45
130	121-129	90	45
140	131-139	90	45
150	141-149	90	45
160	151-159	90	45
170	161-169	90	45
180	171-179	90	45
190	181-189	90	45
200	191-199	90	45
210	201-209	90	45

dim.cm	A	B	D
100	90-100	100	50
110	101-109	100	50
120	111-119	100	50
130	121-129	100	50
140	131-139	100	50
150	141-149	100	50
160	151-159	100	50
170	161-169	100	50
180	171-179	100	50
190	181-189	100	50
200	191-199	100	50
210	201-209	100	50

A / B Especificar la medida exacta, largo x ancho en cm en pedido.
Specify the exact dimensions, length and width in cm in the order.
Précisez taille exacte longueur x largeur en cm, dans de la commande.

Accesorios / Accessories / Accessoires



Desagüe Ø90 h 74 mm
Waste Ø90 h 74 mm
Bonde Ø90 h 74 mm

ACC655

28 €



Desagüe vertical Ø90 h 100 mm
Vertical waste Ø90 h 100 mm
Bonde verticale Ø90 h 100 mm

ACC656

34 €



Desagüe extraplano Ø90 h 50 mm
Superslim waste Ø90 h 50 mm
Bonde superslim Ø90 h 50 mm

ACC659

30 €



Kit patas elevación platos ducha (10 uds)
Shower tray feet elevation kit (10 pcs)
Kit pieds d'élévation du receveur de douche (10 pièces)

ACC660

68 €




Kit extensión kit patas elevación platos ducha (10 uds)
Extension kit for shower tray feet elevation kit (10 pcs)
Kit d'extension pour kit pieds d'élévation du receveur de douche (10 pièces)

ACC661

30 €

Plato de ducha a medida / Shower tray made to measure / Receveur de douche sur mesure



dim.cm	White	Cream	Cappuccino	Elephant grey	Light concrete	Concrete	Anthracite	Price	Color Materia Code	Price
100x80	CPL304100080WM	CPL304100080CR	CPL304100080CA	CPL304100080EG	CPL304100080LC	CPL304100080CT	CPL304100080AN	554 €	CPL304100080CMA	663 €*
110x80	CPL304110080WM	CPL304110080CR	CPL304110080CA	CPL304110080EG	CPL304110080LC	CPL304110080CT	CPL304110080AN	608 €	CPL304110080CMA	728 €*
120x80	CPL304120080WM	CPL304120080CR	CPL304120080CA	CPL304120080EG	CPL304120080LC	CPL304120080CT	CPL304120080AN	640 €	CPL304120080CMA	766 €*
130x80	CPL304130080WM	CPL304130080CR	CPL304130080CA	CPL304130080EG	CPL304130080LC	CPL304130080CT	CPL304130080AN	710 €	CPL304130080CMA	850 €*
140x80	CPL304140080WM	CPL304140080CR	CPL304140080CA	CPL304140080EG	CPL304140080LC	CPL304140080CT	CPL304140080AN	747 €	CPL304140080CMA	895 €*
150x80	CPL304150080WM	CPL304150080CR	CPL304150080CA	CPL304150080EG	CPL304150080LC	CPL304150080CT	CPL304150080AN	812 €	CPL304150080CMA	974 €*
160x80	CPL304160080WM	CPL304160080CR	CPL304160080CA	CPL304160080EG	CPL304160080LC	CPL304160080CT	CPL304160080AN	855 €	CPL304160080CMA	1.025 €*
170x80	CPL304170080WM	CPL304170080CR	CPL304170080CA	CPL304170080EG	CPL304170080LC	CPL304170080CT	CPL304170080AN	865 €	CPL304170080CMA	1.037 €*
180x80	CPL304180080WM	CPL304180080CR	CPL304180080CA	CPL304180080EG	CPL304180080LC	CPL304180080CT	CPL304180080AN	911 €	CPL304180080CMA	1.092 €*
190x80	CPL304190080WM	CPL304190080CR	CPL304190080CA	CPL304190080EG	CPL304190080LC	CPL304190080CT	CPL304190080AN	957 €	CPL304190080CMA	1.147 €*
200x80	CPL304200080WM	CPL304200080CR	CPL304200080CA	CPL304200080EG	CPL304200080LC	CPL304200080CT	CPL304200080AN	1.041 €	CPL304200080CMA	1.248 €*
210x80	CPL304210080WM	CPL304210080CR	CPL304210080CA	CPL304210080EG	CPL304210080LC	CPL304210080CT	CPL304210080AN	1.096 €	CPL304210080CMA	1.314 €*
100x90	CPL304100090WM	CPL304100090CR	CPL304100090CA	CPL304100090EG	CPL304100090LC	CPL304100090CT	CPL304100090AN	640 €	CPL304100090CMA	766 €*
110x90	CPL304110090WM	CPL304110090CR	CPL304110090CA	CPL304110090EG	CPL304110090LC	CPL304110090CT	CPL304110090AN	655 €	CPL304110090CMA	797 €*
120x90	CPL304120090WM	CPL304120090CR	CPL304120090CA	CPL304120090EG	CPL304120090LC	CPL304120090CT	CPL304120090AN	700 €	CPL304120090CMA	839 €*
130x90	CPL304130090WM	CPL304130090CR	CPL304130090CA	CPL304130090EG	CPL304130090LC	CPL304130090CT	CPL304130090AN	784 €	CPL304130090CMA	939 €*
140x90	CPL304140090WM	CPL304140090CR	CPL304140090CA	CPL304140090EG	CPL304140090LC	CPL304140090CT	CPL304140090AN	825 €	CPL304140090CMA	988 €*
150x90	CPL304150090WM	CPL304150090CR	CPL304150090CA	CPL304150090EG	CPL304150090LC	CPL304150090CT	CPL304150090AN	935 €	CPL304150090CMA	1.122 €*
160x90	CPL304160090WM	CPL304160090CR	CPL304160090CA	CPL304160090EG	CPL304160090LC	CPL304160090CT	CPL304160090AN	984 €	CPL304160090CMA	1.180 €*
170x90	CPL304170090WM	CPL304170090CR	CPL304170090CA	CPL304170090EG	CPL304170090LC	CPL304170090CT	CPL304170090AN	1.025 €	CPL304170090CMA	1.229 €*
180x90	CPL304180090WM	CPL304180090CR	CPL304180090CA	CPL304180090EG	CPL304180090LC	CPL304180090CT	CPL304180090AN	1.079 €	CPL304180090CMA	1.293 €*
190x90	CPL304190090WM	CPL304190090CR	CPL304190090CA	CPL304190090EG	CPL304190090LC	CPL304190090CT	CPL304190090AN	1.133 €	CPL304190090CMA	1.358 €*
200x90	CPL304200090WM	CPL304200090CR	CPL304200090CA	CPL304200090EG	CPL304200090LC	CPL304200090CT	CPL304200090AN	1.159 €	CPL304200090CMA	1.390 €*
210x90	CPL304210090WM	CPL304210090CR	CPL304210090CA	CPL304210090EG	CPL304210090LC	CPL304210090CT	CPL304210090AN	1.185 €	CPL304210090CMA	1.421 €*
100x100	CPL304100100WM	CPL304100100CR	CPL304100100CA	CPL304100100EG	CPL304100100LC	CPL304100100CT	CPL304100100AN	653 €	CPL304100100CMA	782 €*
110x100	CPL304110100WM	CPL304110100CR	CPL304110100CA	CPL304110100EG	CPL304110100LC	CPL304110100CT	CPL304110100AN	722 €	CPL304110100CMA	865 €*
120x100	CPL304120100WM	CPL304120100CR	CPL304120100CA	CPL304120100EG	CPL304120100LC	CPL304120100CT	CPL304120100AN	760 €	CPL304120100CMA	911 €*
130x100	CPL304130100WM	CPL304130100CR	CPL304130100CA	CPL304130100EG	CPL304130100LC	CPL304130100CT	CPL304130100AN	804 €	CPL304130100CMA	963 €*
140x100	CPL304140100WM	CPL304140100CR	CPL304140100CA	CPL304140100EG	CPL304140100LC	CPL304140100CT	CPL304140100AN	846 €	CPL304140100CMA	1.014 €*
150x100	CPL304150100WM	CPL304150100CR	CPL304150100CA	CPL304150100EG	CPL304150100LC	CPL304150100CT	CPL304150100AN	955 €	CPL304150100CMA	1.141 €*
160x100	CPL304160100WM	CPL304160100CR	CPL304160100CA	CPL304160100EG	CPL304160100LC	CPL304160100CT	CPL304160100AN	1.006 €	CPL304160100CMA	1.204 €*
170x100	CPL304170100WM	CPL304170100CR	CPL304170100CA	CPL304170100EG	CPL304170100LC	CPL304170100CT	CPL304170100AN	1.057 €	CPL304170100CMA	1.267 €*
180x100	CPL304180100WM	CPL304180100CR	CPL304180100CA	CPL304180100EG	CPL304180100LC	CPL304180100CT	CPL304180100AN	1.113 €	CPL304180100CMA	1.334 €*
190x100	CPL304190100WM	CPL304190100CR	CPL304190100CA	CPL304190100EG	CPL304190100LC	CPL304190100CT	CPL304190100AN	1.169 €	CPL304190100CMA	1.401 €*
200x100	CPL304200100WM	CPL304200100CR	CPL304200100CA	CPL304200100EG	CPL304200100LC	CPL304200100CT	CPL304200100AN	1.200 €	CPL304200100CMA	1.439 €*
210x100	CPL304210100WM	CPL304210100CR	CPL304210100CA	CPL304210100EG	CPL304210100LC	CPL304210100CT	CPL304210100AN	1.231 €	CPL304210100CMA	1.476 €*

* Colormateria, especificar el RAL en pedido.

* Colormateria, specify the RAL in the order.


* Colormateria, Spécifiez le RAL dans l'ordre.

Logic

sanylite gel coat



Shower Trays · Sanylite · 100

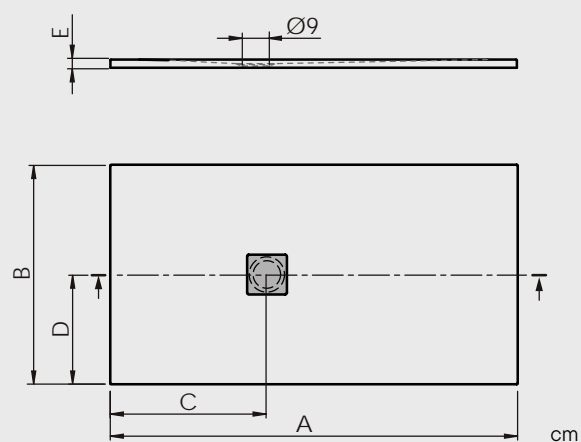


Logic 140x90
PL201140080WM

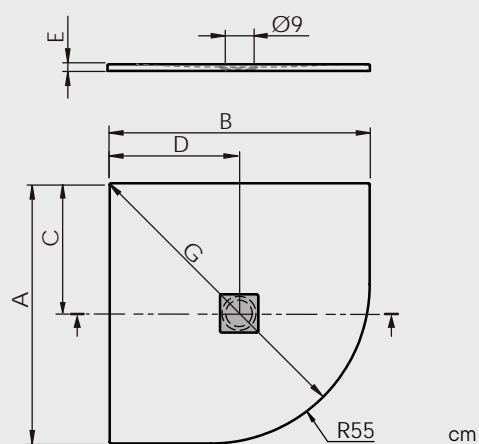
Shower Trays · Sanylite · 101

Logic



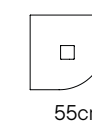
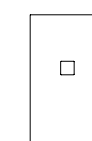


dim.cm	A	B	C	D	E
90	90	70	40	35	3
100	100	70	40	35	3
120	120	70	45	35	3,5
140	140	70	50	35	3,5
160	160	70	52	35	3,5
170	170	70	52	35	3,5
180	180	70	52	35	3,5
80	80	80	40	40	3
90	90	80	40	40	3
100	100	80	40	40	3
110	110	80	45	40	3,5
120	120	80	45	40	3,5
130	130	80	50	40	3,5
140	140	80	50	40	3,5
150	150	80	52	40	3,5
160	160	80	52	40	3,5
170	170	80	52	40	3,5
180	180	80	52	40	3,5
190	190	80	52	40	3
90	90	90	40	45	3
100	100	90	40	45	3
120	120	90	45	45	3,5
140	140	90	50	45	3,5
160	160	90	52	45	3,5
180	180	90	52	45	3,5
140	140	100	50	50	3,5
160	160	100	50	50	3,5
180	180	100	50	50	3,5






dim.cm	A	B	C	D	E	
80	x80	80	80	40	40	3
90	x90	90	90	45	45	3

dim.cm	Product Code	Price (€)
90x70	PL201090070WM	187 €
100x70	PL201100070WM	194 €
120x70	PL201120070WM	212 €
140x70	PL201140070WM	243 €
160x70	PL201160070WM	289 €
170x70	PL201170070WM	310 €
180x70	PL201180070WM	319 €
80x80	PL201080080WM	196 €
90x80	PL201090080WM	202 €
100x80	PL201100080WM	207 €
110x80	PL201110080WM	219 €
120x80	PL201120080WM	228 €
130x80	PL201130080WM	243 €
140x80	PL201140080WM	251 €
150x80	PL201150080WM	289 €
160x80	PL201160080WM	298 €
170x80	PL201170080WM	320 €
180x80	PL201180080WM	328 €
190x80	PL201190080WM	352 €
90x90	PL201090090WM	207 €
100x90	PL201100090WM	225 €
120x90	PL201120090WM	240 €
140x90	PL201140090WM	267 €
160x90	PL201160090WM	292 €
180x90	PL201180090WM	331 €
140x100	PL201140100WM	371 €
160x100	PL201160100WM	421 €
180x100	PL201180100WM	451 €



80x80	PL201080080SWM	197 €
90x90	PL201090090SWM	207 €

Accesorios / Accessories / Accessoires

	Desagüe Ø90 h 74 mm Waste Ø90 h 74 mm Bonde Ø90 h 74 mm	ACC655 28 €
	Desagüe vertical Ø90 h 100 mm Vertical waste Ø90 h 100 mm Bonde verticale Ø90 h 100 mm	ACC656 34 €
	Desagüe extraplano Ø90 h 50 mm Superslim waste Ø90 h 50 mm Bonde superslim Ø90 h 50 mm	ACC659 30 €



Displays

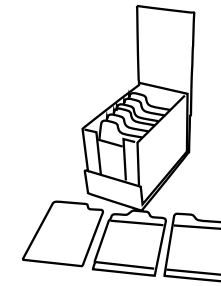
Expositores

Presentoirs

Displays



Caja muestras / Sample box / Boîte d'échantillons




EXPLTCOL

Caja de muestras colores platos Sanydur Sanylite
Sample box Sanydur Sanylite shower tray colours
Boîte d'échantillons de couleurs Sanydur Sanylite
de receveurs de douche

196 €

Bandeja expositora muestras / Tray for sample box / Bande exposant d'échantillons



EXPPLTRAY

Bandeja expositora platos con trasera
Shower trays display with back
Bande d'exposant receveurs avec logo

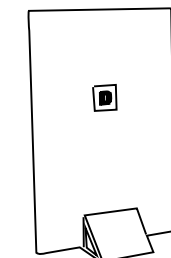
70 €

* No incluye muestras, se complementa con la caja de muestras de colores EXPLTCOL.

* No samples included, complemented by the EXPLTCOL colour sample box.

* Aucun échantillon inclus, complété par la boîte d'échantillons de couleurs EXPLTCOL.

Expositor de plato / Shower tray display / Presentoir receveurs



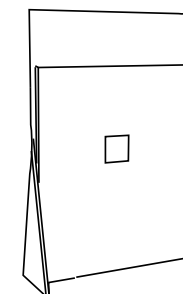
EXPMULOGIC

Expositor plato de ducha **sanylite**
Sanylite shower trays display
Presentoir receveurs **sanylite**

48 €

Logic

Expositor de plato / Shower tray display / Presentoir receveurs



EXPSGRSTR

Expositor plato de ducha **Sanydur**
Sanydur shower trays display
Presentoir receveurs **Sanydur**


364 €

Bahía, Siena, Cover, Srato

* Consulte condiciones con nuestro departamento comercial.

* See conditions with our sales department.

* Consultez les conditions avec notre département commercial.



Materials

Al final, toda la calidad es percibida a través del material...

In the end, quality is perceived through the material...

A la fin, toute la qualité est perçue à travers de la matière...

sanydur gel coat sanylite gel coat

Definimos los siguientes protocolos de limpieza para que su producto en **sanydur/sanylite** gel coat luzca como el primer día.

We define the following cleaning protocols so that your product in **sanydur/sanylite** gel coat look like the first day.

nous définissons les protocoles suivants de nettoyage afin que votre produit en **sanydur/sanylite** gel coat e reste comme au premier jour.

Agents	Cleaning method	Agents	Cleaning method
Aguarrás Turpentine White spirit	1	Limpiador multiusos Multipurpose cleaner Gel nettoyant multi tâches	2
Acetona Acetone Acétone	2	Betadine Betadine (Type mercure au chrome)	3
Disolvente universal Universal solvent Dissolvant universel	1	Peróxido de hidrógeno Hydrogen peroxide Eau oxygénée	2
Alcohol metílico Methylated Spirits Alcool méthylique	1	Alcohol Etilico 96° Ethyl alcohol 96° Alcool éthylique 96°	2
Lejía Bleach Eau de javel	2	Tinte para cabello Hair colour Coloration capillaire	4
Amoniaco Ammonia Ammoniac	2	Esmalte de uñas Nail Polish Vernis à ongles	6
Ácido clorhídrico Hydrochloric acid acide chlorhydrique	2	Maquillaje Make up Maquillage	4
Desatacadador doméstico Domestic Toilet plunger Déboucheur domestique	2	Betún calzado Shoe Polish Cirage à chaussures	4
Cillit BANG	2	Rotulador permanente Permanent marker Marqueur permanent	7
Vinagre Vinegar Vinaigre	2	Limón Lemon Citron	2
Limpiador de WC WC cleaner Liquide nettoyant de WC	2	Café Coffee Café	5
Quitamanchas Stain remover Antitâches	1	Vino tinto Red wine Vin rouge	4

1. Retirar con un trapo seco.

2. Aclarar con agua.

3. Aclarar con lejía en gel.

4. Esponja de fibra blanca + lejía.

5. Esponja de fibra verde + limpiador en crema abrasivo.

6. Eliminar con quitaesmalte de uñas.

7. Eliminar con alcohol.

1. Remove with dry cloth.

2. Rinse with water.

3. Rinse with bleach in gel.

4. White fiber scrubber + bleach.

5. Green fiber scrubber + abrasive creamy cleaner.

6. Remove with nail polish remover.

7. Remove with alcohol.

1. Enlever à l'aide d'un linge sec.

2. Rincer à l'eau.

3. Rincer avec de l'eau de javel en gel.

4. Éponge à récurer de fibres blanches + eau de Javel.

5. Éponge à récurer de fibres vertes + gel nettoyant en crème avec agent abrasif.

6. Enlever à l'aide de dissolvant.

7. Enlever avec alcool méthylique.

Los platos tienen a disposición un kit para la reparación de superficies de **sanydur / sanylite** gel coat con desconchados y rayas leves.

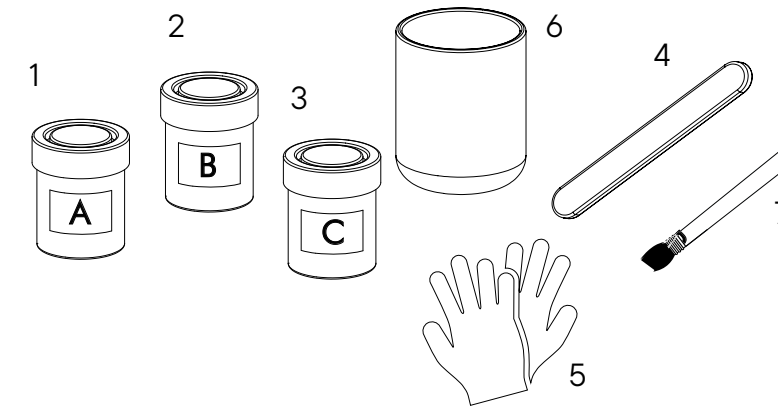
Shower trays have available kit configured for the repair of **Sanydur / Sanylite** gel coat surfaces with chipped and light scratches.

Les receveur de douche sont disponibles un kit est conçu pour la réparation des surfaces de **sanydur / sanylite** gel coat présentant des ébréchures et de légères égratignures.


Contacte con nuestro servicio post-venta.

Contact our after-sales service.

Contactez notre service après-vente



- 1 Pintura
Painting
Peindre
- 2 Catalizador
Catalyst
Catalyseur
- 3 Parafina
Paraffin
Paraffine
- 4 Mezclador
Mixer
Mélangeur.
- 5 Guantes
Gloves
Gants.
- 6 Vaso
Glass
Verre
- 7 Pincel
Brush
Pinceau



**Bahía
Cover
Siena
Strato
Logic**

REPL00054

55€

REPL00056

55€

REPL00219

55€

REPL00220

55€

REPL00221


55€

REPL00068

55€

REPL00055

55€



Clever

REPL00071

75 €

REPL00081

75 €

REPL00082

75 €

REPL00083

75 €

REPL00084

75 €

REPL00085

75 €

REPL00086

75 €



Spare parts

Recambios

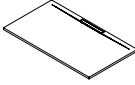
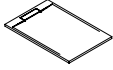
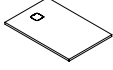
Pièces de rechange

Spare parts

Tapa desagüe plato / Shower tray drain cover / Couverture du bac de vidange

	White	Cream	Sand	Moka	Cocoa	Grey	Black			
	Bahía	REPL306WM	REPL306CR	REPL306SA	REPL306MO	REPL306CO	REPL306GR	REPL306BM	40 €	REPL306CMA 140€
	Siena	REPL305WM	REPL305CR	REPL305SA	REPL305MO	REPL305CO	REPL305GR	REPL305BM	40 €	REPL305CMA 140 €
	Cover	REPL302WM	REPL302CR	REPL302SA	REPL302MO	REPL302CO	REPL302GR	REPL302BM	40 €	REPL302CMA 140 €




	Bahía	REPL306PMA	REPL306PCA	REPL306PLC	REPL306PLG	REPL306PCL	REPL306PCD	REPL306PFB	REPL306PFG	150 €
	Siena	REPL305PMA	REPL305PCA	REPL305PLC	REPL305PLG	REPL305PCL	REPL305PCD	REPL305PFB	REPL305PFG	150 €
	Cover	REPL302PMA	REPL302PCA	REPL302PLC	REPL302PLG	REPL302PCL	REPL302PCD	REPL302PFB	REPL302PFG	150 €

Tapa desagüe plato / Shower tray drain cover / Couverture du bac de vidange

	Strato		Inox	REPL00003	30 €
---	---------------	---	------	-----------	------

Tapa desagüe plato / Shower tray drain cover / Couverture du bac de vidange

	White	Cream	Cappuccino	Elephant grey	Light concrete	Concrete	Anthracite		
	Clever								
80 cm	REPL00088	REPL00095	REPL00211	REPL00207	REPL00214	REPL00203	REPL00092	95 €	
90 cm	REPL00089	REPL00095	REPL00212	REPL00208	REPL000215	REPL00204	REPL00093	100 €	
100 cm	REPL00090	REPL00097	REPL00213	REPL00209	REPL00216	REPL00205	REPL00088	150 €	

Tapa desagüe plato / Shower tray drain cover / Couverture du bac de vidange

	Logic		Inox	REPL00067	30 €
---	--------------	---	------	-----------	------

GARANTÍA

Los productos Sanycces® están garantizados según la normativa europea vigente. Dicha garantía comprende los tres años siguientes a partir de la fecha de factura del producto emitida por Sanycces. Se considerarán válidas aquellas reclamaciones que sean realizadas por escrito. La garantía cubre los defectos de fabricación. La garantía no cubre deterioros no imputables al producto, materiales consumibles que pierden su efectividad con el uso, defectos derivados de negligencia en su manipulación, defectos derivados de la presión del agua excesiva en la red, al igual que los cuerpos extraños en el agua.

Sanycces asume la garantía de sus productos, quedando entendido y expresamente convenido que dicha garantía se limitará a la sustitución de los productos que resultasen defectuosos por fabricación, con exclusión de cualquier otra compensación, daños o interés.

MATERIAL EXPOSICIÓN

Todo el material con destino a la exposición y precios especiales, tiene que mantenerse en exposición mínimo 12 meses, de no ser así, se procedería a emitir una nueva factura por el diferencial entre el descuento habitual del cliente y el que se le haya concedido por descuento especial para exposición.

CONDICIONES GENERALES

Los embalajes están incluidos en los precios.

En exportación, si su pedido no llega al valor mínimo pactado en sus condiciones de trabajo. Se le facturarán los portes indicados en las mismas.

COBERTURA DE RIESGO

Serán aceptados sólo aquellos pedidos que queden cubiertos por la compañía de riesgo con la que estamos operando. Para los pedidos, que no amparados por la compañía de aseguradora, deberán ofrecerse otras medidas de pago garantizado.

PEDIDOS

Todos los pedidos deberán cursarse siempre por escrito por correo electrónico y en caso de cursarse por teléfono, deberán confirmarse por correo electrónico. Los pedidos se considerarán en firme desde el primer momento de su recepción,

no admitiéndose posibles cambios, modificaciones posteriores ni anulaciones. Los descuentos que deban aplicarse a las ventas de nuestros productos se efectuarán según las condiciones pactadas con el cliente.

DEVOLUCIONES

Transcurridas 24 horas desde que el pedido se recibió en Sanycces, no se admitirán anulaciones. Una vez suministrado el pedido, no se admitirán devoluciones. En el caso de que se aceptara alguna devolución, se aplicaría una quita del 15 % sobre el valor de la mercancía. Rogamos revisen el material a su entrega. No se admitirán devoluciones sobre el material que haya sido instalado. Por roturas. La mercancía que se envía por transporte ordinario viaja asegurada, por lo que en caso de reclamación por roturas esta deberá hacerse antes de las 24 horas siguientes a la recepción de la misma. En la entrega de la mercancía se deben notificar cualquier incidencia. En el caso de que no puede revisar la mercancía en el momento de la entrega realizada por el transportista se deberá hacer constar en el albarán de entrega del transporte pendiente de revisión. En caso de que el cliente verifique la rotura fuera de plazo, deberá ponerse en contacto con su representante al objeto de subsanar la incidencia producida. De todas formas insistimos en hacer hincapié de que revise todo el material a la recepción del mismo.

ASISTENCIA TÉCNICA Y POSTVENTA

Una red de asistencia técnica distribuida por todo el territorio nacional y portugués les garantiza la tranquilidad de tener siempre cerca un profesional de Sanycces.

Nuestro estricto control de calidad hace que confiemos en lo que ofrecemos. Aún así y completando nuestra garantía, ponemos a su disposición nuestro propio servicio de asistencia postventa donde encontrará un gran equipo de profesionales dispuesto a ayudarle, informarle y solucionar cualquier incidencia que tenga.

La estratégica situación de nuestras bases de asistencia postventa nos permite una ágil y rápida respuesta coordinada desde nuestras oficinas centrales. Disponemos de todos los medios necesarios para hacerle llegar nuestros productos en las mejores condiciones. Con el fin de facilitarles la atención a sus consultas

y necesidades con la mayor agilidad posible, hemos incluido en nuestro servicio postventa una dirección de correo electrónico y un número exclusivo:

postventa@sanycces.es

Tel. (+34) 964 51 82 02

NOTA: Sanycces, S.L. se reserva el derecho de cambiar alterar o retirar cualquier producto o componentes del mismo sin previo aviso. Estar en posesión de nuestro Catálogo o Tarifa no otorga el derecho a compra de ninguno de nuestros productos.

NOTA: Los colores de las fotografías no son vinculantes, para una mejor identificación del color, consultar carta RAL o NCS.

NORMAS

Y CERTIFICACIONES

- Platos de ducha UNE-EN 14527

WARRANTY

Sanycces® products are guaranteed under existing European legislation. This guarantee covers the following three years from the Sanycces invoice date of the product. Will be considered valid those claims that are made in writing. The guarantee covers manufacturing defects. The warranty does not cover damage not attributable to the product. consumible parts, products which cease to function through use, damage attributable to negligence handling, damage attributable to excessive water pressure in the water network as well as foreign bodies in the water.

Sanycces assumes the warranty of its products, being expressly understood and agreed that such warranty is limited to replacement of the products that were defective in manufacture, and no other compensation, damages or interest.

SHOWROOM PRODUCTS

All material destined for the showroom with special prices, has to be kepted minimum 12 months in the showroom, otherwise, would proceed to issue a new invoice for the difference between the regular customer discount and the regular customer discount and the discount which has been granted by special discount for showroom.

GENERAL CONDITIONS

The packages are included in the prices.

For export, if your order does not reach the minimum value agreed in your conditions of work. You will be invoiced for the shipping costs indicated in the terms and conditions.

RISK COVERAGE COMPANY

Will only be accepted those which are covered by the risk coverage company with which we operate. Orders not underwritten by the insurance company must offer other guaranteed means of payment.

ORDERS

All orders should be made whenever writing or by e-mail, and if filled by telephone, must be confirmed by e-mail. Orders are considered firm at the outset of their receipt, not admitting possible changes, posterior modifications or cancellations. The discounts to be applied to sales of our products are made in accordance with the set conditions agreed with the customer.

RETURNS

No devolution will be accepted after 24 hours since the material was received by the customer. In the case in which a devolution was accepted, a 15% on the value of the material would be paid by the customer. Please, we beg you revise the material the day you receive it. No devolutions will be accepted on the already installed material.

For breakage. The merchandise that travels by regular transportation is insured, so if there is a claim for breakage must be made within 24 hours after receipt thereof. Any incidents must be reported on delivery of the goods. In the event that the goods cannot be checked at the time of delivery by the carrier, this must be stated on the transport delivery note pending inspection. If the client verifies the breaking out of time, should contact their representative in order to overcome the impact produced. However we insist that all the material to check the receipt.

TECHNICAL ASSISTANCE AND POST SALE

A network of technical assistance distributed throughout the country and Portugal guarantees you the safety of always having near a professional

of Sanycces. Our strict quality control means that we trust what we offer. Even so, and completing our guarantee, we offer our own after-sales service for assistance to find a great team of professionals willing to help, inform and solve any incidence you may have.

The strategic position of our after-sales assistance bases, enables us to a fast and coordinated response from our headquarters. We have all the necessary means to convey to you our products in the best possible conditions.

In order to provide care to their queries and needs with the greatest flexibility the possible, we have included in our after-sales service an e-mail address and an exclusive telephone number:

postventa@sanycces.es

Int. (+34) 964 51 82 02

NOTE: Sanycces, S.L. The manufacturer reserves the right to change, alter or withdraw any products or components thereof without previous notice. Possessing our catalog or price list does not give the right to purchase any of our products.

NOTE: The colors of the photographs are not binding, for a better identification of the color, consult RAL or NCS card.

STANDARDS

AND CERTIFICATIONS:

- Shower trays: UNE-EN 14527

GARANTIES

Les produits Sanycces® sont garantis selon la législation européenne en vigueur. La garantie débute à la date de facture du produit émise par Sanycces, commandé et la période de validité est 3 ans. Seules les réclamations écrites seront prises en compte . Les garanties couvrent les défauts de fabrication . La garantie ne couvre pas les dommages non attribuables au produit, le renouvellement des produits qui perdent leurs fonctionnalité avec l’usage, sont les appelé consommables, les défauts consécutifs à une utilisation anormale du produit, les défauts consécutifs à une pression d’eau excessive du réseau ou à la présence de corps étrangers dans l’eau.

Sanycces garantit ses produits, étant sous entendu et expressément convenu que cette garantie couvre uniquement le remplacement des produits qui présentent des défauts de fabrication, et exclut toute autre indemnisation, dommages et intérêts. PRODUITS POUR EXPOSITIONS Tout le matériel qui sera destiné pour expositions et prix spéciaux, doit rester en exposition durant au moins 12 mois, dans le cas contraire, on devra refacturer entre la remise habituelle du client et la remise spéciale faite pour l’ exposition.

CONDITIONS GÉNÉRALES DE VENTE

Les frais d’emballages sont inclus.

Pour l’exportation, si votre commande n’atteint pas la valeur minimale convenue dans vos conditions de travail. Les frais d’expédition indiqués dans les conditions générales vous seront facturés.

RECouvreMENT

Seules les commandes couvertes par notre société de recouvrement seront acceptées. Pour les commandes non couvertes par notre société de recouvrement, une garantie alternative de paiement devra être donnée.

COMMANDES

Les commandes doivent nous être adressées soit par e-mail. Si la commande a été effectuée par téléphone, elle devra obligatoirement

faire l’objet d’une confirmation écrite par e-mail afin d’éviter tout problème d’interprétation de quantités, références et prix. Les commandes sont considérées comme fermes et définitives dès réception, et aucune modification, total ou partielle, ou annulation ne sera acceptée. Toute remise applicable sur le montant de nos produits sera établie selon les accords pactés au préalable avec le client.

RETOURS

Passé un délai de 24 heures après réception de la commande chez Sanycces, aucune annulation ne sera acceptée. Aucun retour de marchandise ne sera accepté une fois la commande livrée. En cas d’acceptation de retour d’une marchandise, le matériel retourné sera crédité sur la base de 85% du prix initial. Important: Merci de bien vouloir vérifier le produit acheté à sa réception. Aucun retour ne sera admis sur un produit installé. Casse. La marchandise fait l’objet d’un envoi sécurisé par transport ordinaire. Tout problème de casse devra être signalé dans les 24 heures après réception. Tout incident doit être signalé à la livraison des marchandises. Dans le cas où la marchandise ne peut pas être contrôlée au moment de la livraison par le transporteur, cela doit être mentionné sur le bon de livraison de transport en attendant le contrôle. Passé le délai de 24 heures, le client devra contacter son représentant afin de résoudre l’incidence. Il est très important de vérifier la marchandise lors de sa réception.

ASSISTANCE TECHNIQUE ET SERVICE APRÈSVENTE

Un réseau d’assistance technique distribué sur tout le territoire national et portugais vous proportionne la tranquillité d’avoir toujours près de vous un professionnel de Sanycces. L’excellente qualité de nos produits est assurée par une gestion très stricte de notre service qualité. Cependant et en accord avec notre garantie, nous avons un service après-vente à votre disposition composé par une grande équipe de professionnels prêts à vous aider, à vous informer et à résoudre toute incidence La situation stratégique de nos centres d’assistance après-vente nous permet une réponse agile

et rapide, coordonnée par nos bureaux centraux. Nous disposons des moyens nécessaires pour vous faire parvenir nos produits dans les meilleures conditions. Notre Service après-vente met à votre disposition une adresse email et un numéro de téléphone exclusif pour répondre à vos attentes:

postventa@sanycces.es
Int. (+34) 964 51 82 02

NOTICE: Sanycces, S.L., le fabricant, se réserve le droit, à tout moment, de modifier ou de supprimer tout produit, équipement ou composant présent dans ce catalogue et ce, sans préavis. Être en possession de notre Catalogue ou Tarif ne constitue en aucun cas un droit d’achat sur nos produits.

NOTICE: Les couleurs des photographies ne sont pas contractuelles, pour une meilleure identification de la couleur, consultez la carte RAL ou NCS.

NORMES ET CERTIFICATIONS

- Receveur: UNE-EN 14527

Art direction and graphic design

Sanycces design team

Photography

Vicent Clausell (Clausell studio)
Ángel Segura Foto

Print

Imedisa
03/2024

sanycces

Pol. Ind. Carabona
C/ Coure P-11 Apdo. 158
12530 Burriana (Castellón) SPAIN
Tel. +34 964 518 202
info@sanycces.es
www.sanycces.es

Sanycces se reserva el derecho a anular o modificar los productos o cualquiera de sus atributos que aparecen en este catálogo. La reproducción de los colores es aproximada.

Sanycces reserves the right to cancel or modify the products or any of their attributes appearing in this catalogue. Colour reproduction is approximate.

Sanycces se réserve le droit d'annuler ou de modifier les produits ou l'un de leurs attributs figurant dans ce catalogue. La reproduction des couleurs est approximative.

sanycces

Pol. Ind. Carabona
C/ Coure P-11 Apdo. 158
12530 Burriana (Castellón) SPAIN
Tel. +34 964 518 202
info@sanycces.es
www.sanycces.es



8 435737 772746